

1st Grade

May 18 - May 22



Rain Forest Animals

by Susan LaBella



Rain forests are warm, wet places. Many trees and plants grow there. Many animals live there.

Macaws live in rain forest trees. Macaws have bright colors. These birds use their beaks to open the nuts they eat.

Colorful poison dart frogs live in rain forests. These frogs have a special skin. It gives off a poisonous juice when enemies get near.

Spider monkeys live high in rain forest trees. They swing quickly from branch to branch. Spider monkeys eat fruits and seeds.

Rain forests are full of amazing animals!

Name: _____ Date: _____

1. What animals live in the rain forest?

- A. deer, ants, and squirrels
- B. macaws, poison dart frogs, and spider monkeys
- C. crows, bull frogs, and gorillas

2. How does the text describe rain forests?

- A. cold, snowy places
- B. dry, hot places
- C. warm, wet places

3. Spider monkeys live high in rain forest trees. They eat fruit and seeds. What does this information tell us about where fruit and seeds probably grow in the rain forest?

- A. high in rain forest trees
- B. in lakes and streams
- C. on the forest floor

4. What is "Rain Forest Animals" mostly about?

- A. spider monkeys
- B. animals that live in the rain forest
- C. the weather in the rain forest

5. What do macaws eat?

Macaws eat

6. What did you learn from "Rain Forest Animals"?

7. Class Discussion Question: Discuss what probably happens to the enemies of poison dart frogs if they try to eat them. Use information from the text to support your answer.

8. Draw a picture of a macaw in the rain forest.

Name _____



Play That Horn

I can play a horn on a boat.

I play on land when we are in the port.

I was born to play the horn.

The horn has made me a star!

★ACTIVITY★

Write about a
place where you
can play a horn.

Name _____

Phonics

r-Controlled
Vowels: or, ore, oar



Which Sport?

“Which sport do you play?” Tim asks.

“I skate up north by the shore,” I say.

“That is sort of hard,” Tim says.

“No, it is fun to skate and soar on the ice,” I say.

★ **ACTIVITY** ★

Write about a
sport that you like.

Unit 4 Writing Prompts

Week 1:

Write about how animals' bodies help them. For example, frogs' legs help them jump. Write 3 complete sentences about different animal body parts that help them. Remember to begin with a capital letter and end with a period. Don't forget finger spaces.

Week 2:

Write about how animals help each other. For example, penguins huddle together to stay warm. Write 3 complete sentences about how different animals help each other. Remember to begin each sentence with a capital letter and end with a period. Don't forget finger spaces.

Week 3:

Write about how animals survive in nature. For example, squirrels gather nuts to eat during the winter. Write 3 complete sentences about what animals do to survive. Remember to begin each sentence with a capital letter and end with a period. Don't forget finger spaces.

Week 4:

Write about what we know about insects. For example, caterpillars become butterflies. Write 3 complete sentences about insects. Use transition words like first, next, then, last. Remember to begin each sentence with a capital letter and end with a period. Don't forget finger spaces.

Week 5:

Write about how animals help people. For example, chickens lay eggs to help provide food for people. Here is a sample paragraph starter: Animals help people in many ways. First, ____, Next, ____. Then, ____, Last, ____. Write with complete sentences, proper capitalization, and punctuation. Don't forget your finger spaces.

Name _____

Look at each picture. Say the name of each picture out loud. Say the middle sounds. Circle the picture whose name has a different middle sound.

1.



2.




3.



4.

















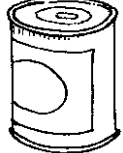
5.



Teacher Directions: Model item 1 by saying *wag*, *wave*, and *van*. Repeat, stressing the difference between the long and short vowel sounds: /a/ and /ā/. Say: *The words wag and van have the same middle sound: /a/. Wave has a different middle sound: /ā/.* Guide children to circle the picture of the wave.

Name _____

**Listen to the word your teacher says. Replace the sound.
Circle the picture of the new word you made.**

1. 		
2. 		
3. 		
4. 		
5. 		

Teacher Directions: 1. Model: *This is the picture for the word fan. I can change the middle sound /a/ to /i/ to make a new word. Listen to the new word: fin. Circle the picture for the word fin.* 2. Say *wig*. Replace the /w/ sound with /p/. 3. Say *dog*. Replace the /o/ sound with /i/. 4. Say *bed*. Replace the /e/ sound with /u/. 5. Say *cab*. Replace the /b/ sound with /t/.

Name _____

The letters or, ore, and oar make the sound you hear in for, more, and board.

Circle the word that answers the riddle. Then underline the letters that spell the or sound as in for, more, or board.


1. I put on my hat.
What did I do?

give wore



2. You need to buy things.
Where do you go?

store star



3. We go out and see new things.
What do we do?

explore bore



4. There is rain and wind!
What is it?

storm steam



5. Leo spoke!
What did Leo do?

fetch roar




Name _____


A. Read the words in the box. Use the words in the box to complete the sentences. Then read the sentences.

chore porch sport roar adore


1. Max and Bev _____ puppies.



2. Taking out the trash is my _____.



3. Baseball is a fun _____.



B. Add one letter to make a new word with the sound you hear in for, more, and board. Then write the word.

1. pot _____

2. shot _____

Name _____

Fold back the paper along the dotted line. Use the blanks to write each word as it is read aloud. When you finish the test, unfold the paper. Use the list at the right to correct any spelling mistakes.

1.

1. born

2.

2. corn

3.

3. core

4.

4. more

5.

5. roar

6.

6. soar

7.

7. learn

8.

8. sure

High-Frequency
Words



Name _____

A. Read the words in the box. Then sort the words.

born

core

corn

more

roar

soar

[illegible]

B. Think of new words you can add to the chart.

Name _____

A. Read the words in the box. Then sort the words.

born core corn more oar roar

Words with <u>ore</u>	Words with <u>oar</u>	Words with <u>or</u>
_____	_____	_____
_____	_____	_____
_____	_____	_____
_____	_____	_____
_____	_____	_____
_____	_____	_____
_____	_____	_____
_____	_____	_____
_____	_____	_____

Copyright © McGraw-Hill Education. Permission is granted to reproduce for classroom use.

B. Think of words that have the same spellings.
Add them to the chart.

Name _____

A. Read the words in the box. Then sort the words.

born core corn more pork roar soar store

Words with <u>ore</u>	Words with <u>oar</u>	Words with <u>or</u>
_____	_____	_____
-----	-----	-----
_____	_____	_____
_____	_____	_____
-----	-----	-----
_____	_____	_____
_____	_____	_____
-----	-----	-----
_____	_____	_____
_____	_____	_____
-----	-----	-----
_____	_____	_____
_____	_____	_____
-----	-----	-----
_____	_____	_____

B. Think of new words you can add to the chart.

Name _____

born
soarcorn
hercore
dirtmore
learnroar
sure

Read and spell the words in the box. Then look at each set of words. One word in each set is spelled correctly. Use a pencil to fill in the circle in front of that word.

1. ☐ dert
☐ durt
☐ dirt

2. ☐ soer
☐ soor
☐ soar

3. ☐ cor
☐ core
☐ cour

4. ☐ sure
☐ shur
☐ sur

5. ☐ hir
☐ her
☐ hur

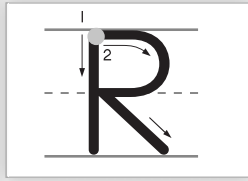

6. ☐ more
☐ moor
☐ mor

7. ☐ ruar
☐ roar
☐ roer

8. ☐ boarn
☐ born
☐ boern

Name _____

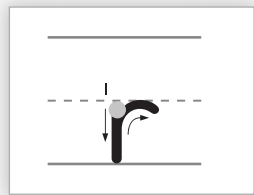
Trace and write **R** and **r**. Then copy the sentence.
 Make sure to leave spaces between words. Write neatly.

**R****R****R****R****R****R****R**

•

•

•

**r****r****r****r****r****r****r****r****r**

•

•

•

•

Rob and **R**on read.

Name _____

An **abbreviation** is a short way of writing a word. Most abbreviations end with a period.

Saturday → Sat.

September → Sept.

**Read each word. Then write the abbreviation for it.
Remember to use a period.**

1. August _____

2. Road _____

3. Monday _____

4. February _____

5. Thursday _____

6. March _____

7. November _____

8. October _____

9. Doctor _____

10. January _____

Name _____

A. Read each sentence out loud. Then write the abbreviation for the underlined word in each sentence.

1. It snows in December. _____

2. Mister Smith is my teacher. _____

3. Pam lives on Main Street. _____

4. Norm plants seeds in April. _____

B. Use one of abbreviations you wrote above to write a new sentence.

Name _____

Read and spell the words in the box. Complete each sentence with a word from the box. Read the sentences out loud.

began better guess learn right sure

1. Mom _____ to cut the cake.

2. We will _____ how to plant a tree.

3. Can you _____ what is in the box?

4. I am _____ I will do well on my test.

5. I like this book _____ than that one.


6. This is the _____ way to ride a bike.

Name _____

An **idea** is a picture you see in your head.
I have a good idea for a story.



Something that is **unusual** is not common.
What an unusual hat you have!




A. Write idea or unusual to complete each sentence.



1. Dan has an _____ for fixing the vase.

2. That is an _____ house.



B. Read the words in the box. Write your own sentence using one of the words.

leaped stretched

Name _____

A **prefix** is a word part added to the beginning of a word. A prefix changes the meaning of the word.

The prefix **re-** means "again": **re** + read = **reread**

Reread means "to read again."

The prefix **un-** means "not": **un** + real = **unreal**

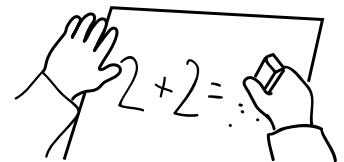
Unreal means "not real."

A. Add the prefixes. Match the words to the pictures.

1. **re** + write = _____



2. **un** + tied = _____



B. Add re- or un- to a word in the box to make a new word. Write a sentence with the new word.

sure

send

Name _____

Add **-er** to an adjective to compare two people, places, or things.

Example: Flip's ears are **smaller** than Nell's ears.

Add **-est** to an adjective that compares three or more people, places, or things.

Example: Pip's ears are the **smallest** ears of all.

A. Write the adjectives that compare.

add **-er**

add **-est**

1. fast

2. slow

B. Underline the adjective that compares.

1. Mike is the tallest boy in his class.

2. We had a longer recess today than yesterday.



Name _____

A. Read the draft model. Find the errors.**Draft Model**

The monkey was loudest than the bird.
Then the lion beegan to rore.
He was the louder of all!

B. Revise the draft. Make sure you use -er and -est for adjectives correctly. Fix any spelling errors.

Connect to Writing

C. Look in your writer's notebook. Make sure you used adjectives with -er and -est correctly.

Name _____


Days, months, and holidays are **proper nouns**. All **proper nouns** begin with a capital letter.

Example: Earth Day is on Wednesday, April 22, 2020.

A. Circle the sentences that are written correctly.

1. I made the greatest catch ever on Saturday.
I made the greater catch ever on saturday.
2. Flag day is in june.
Flag Day is in June.
3. We were off from school on Martin Luther king day.
We were off from school on Martin Luther King Day.

**B. Write today's date. Include the day, month, and year.
Remember to capitalize the day and month.**

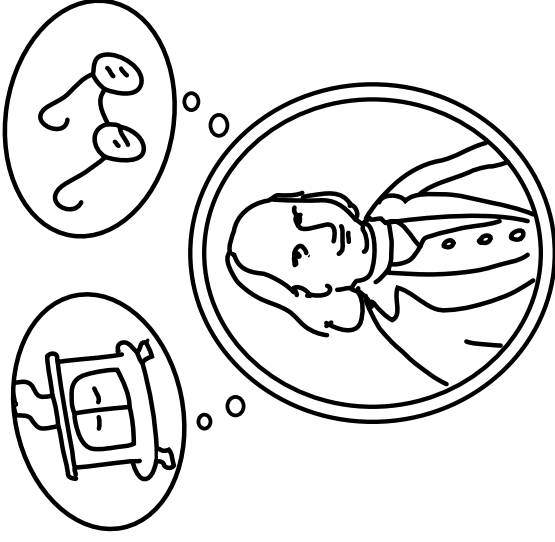


KK made some changes. The cuff worked much better than before. Soon lots of people wore her cuff. KK's idea was a hit!

Connect to Community: Have children talk to a family member about a great idea they've had for a new invention.

④


Good Ideas



Anyone can invent! Ben Franklin invented a stove and glasses. But even kids can invent. Here is one real story.


Teacher Directions: Have children establish a purpose for reading the take-home story.

①



KK liked winter. She liked to play outside. But her hands got so cold in the snow. She wanted to spend more time in the snow.

②



KK had a good idea. She made a fleece cuff. But it did not work too well. It still let snow in.

③

B

Number Correct:

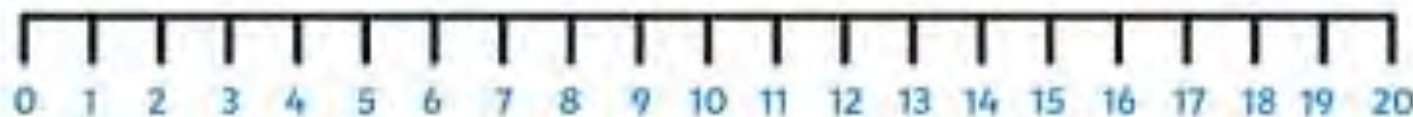


Name _____

Date _____

*Write the missing number.

1.	$16 - 1 = \square$		16.	$19 - 9 = \square$	
2.	$14 - 1 = \square$		17.	$18 - 9 = \square$	
3.	$18 - 1 = \square$		18.	$12 - 9 = \square$	
4.	$19 - 2 = \square$		19.	$19 - 8 = \square$	
5.	$17 - 2 = \square$		20.	$18 - 8 = \square$	
6.	$15 - 2 = \square$		21.	$17 - 8 = \square$	
7.	$15 - 3 = \square$		22.	$14 - 5 = \square$	
8.	$17 - 5 = \square$		23.	$13 - 5 = \square$	
9.	$19 - 5 = \square$		24.	$12 - \square = 7$	
10.	$16 - 5 = \square$		25.	$16 - \square = 10$	
11.	$16 - 6 = \square$		26.	$16 - \square = 9$	
12.	$19 - 6 = \square$		27.	$17 - \square = 9$	
13.	$17 - 6 = \square$		28.	$\square - 7 = 9$	
14.	$17 - 1 = \square$		29.	$19 - 4 = 17 - \square$	
15.	$17 - 6 = \square$		30.	$16 - 8 = \square - 9$	



A

Number Correct:

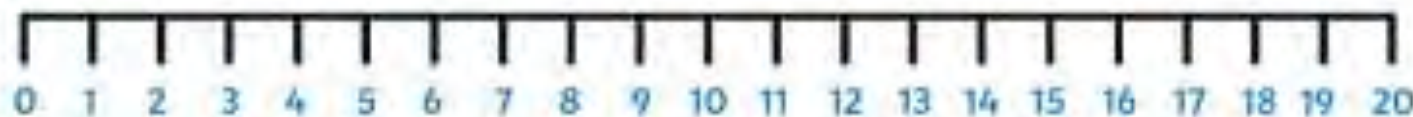


Name _____

Date _____

*Write the missing number.

1.	$9 + 1 + 3 = \square$	16.	$6 + 3 + 8 = \square$
2.	$9 + 2 + 1 = \square$	17.	$5 + 9 + 4 = \square$
3.	$5 + 5 + 3 = \square$	18.	$3 + 12 + 4 =$
4.	$5 + 2 + 5 = \square$	19.	$3 + 11 + 5 = \square$
5.	$4 + 5 + 5 = \square$	20.	$5 + 6 + 7 = \square$
6.	$8 + 2 + 4 = \square$	21.	$2 + 6 + 3 = \square$
7.	$8 + 3 + 2 = \square$	22.	$3 + 2 + 13 =$
8.	$12 + 2 + 2 =$	23.	$3 + 13 + 3 =$
9.	$3 + 3 + 12 =$	24.	$9 + 1 + \square = 14$
10.	$4 + 4 + 5 = \square$	25.	$8 + 4 + \square =$
11.	$2 + 15 + 2 =$	26.	$\square + 8 + 6 =$
12.	$7 + 3 + 3 = \square$	27.	$2 + \square + 7 =$
13.	$1 + 17 + 1 = \square$	28.	$2 + 2 + \square =$
14.	$14 + 2 + 2 =$	29.	$19 = 6 + \square +$
15.	$4 + 12 + 4 =$	30.	$18 = 7 + \square +$



B

Number Correct:

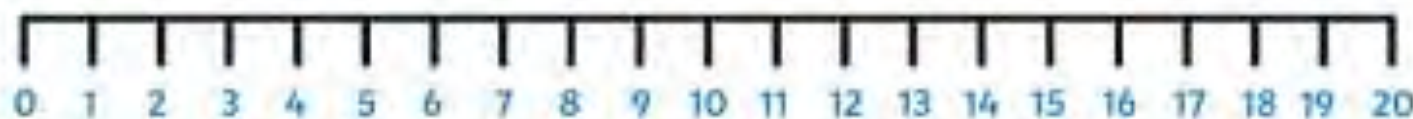


Name _____

Date _____

*Write the missing number.

1.	$9 + 1 + 2 = \square$	16.	$6 + 3 + 9 = \square$
2.	$9 + 4 + 1 = \square$	17.	$4 + 9 + 2 = \square$
3.	$5 + 5 + 1 = \square$	18.	$2 + 12 + 4 = \square$
4.	$5 + 3 + 5 = \square$	19.	$2 + 11 + 5 = \square$
5.	$4 + 5 + 5 = \square$	20.	$6 + 6 + 7 = \square$
6.	$8 + 2 + 2 = \square$	21.	$2 + 6 + 5 = \square$
7.	$8 + 3 + 2 = \square$	22.	$3 + 3 + 13 = \square$
8.	$11 + 1 + 1 = \square$	23.	$3 + 14 + 3 = \square$
9.	$2 + 2 + 14 = \square$	24.	$9 + 1 + \square = 13$
10.	$4 + 4 + 4 = \square$	25.	$8 + 4 + \square = 15$
11.	$2 + 13 + 2 = \square$	26.	$\square + 8 + 6 = 18$
12.	$6 + 3 + 3 = \square$	27.	$2 + \square + 6 = 18$
13.	$1 + 15 + 1 = \square$	28.	$2 + 5 + \square = 18$
14.	$15 + 2 + 2 = \square$	29.	$19 = 5 + \square + 9$
15.	$3 + 14 + 3 = \square$	30.	$19 = 7 + \square + 6$



Application Problem 1

- R** read problem, circle important numbers, box/ highlight question
- D** draw a picture to show how you can get the answer/ draw a number bond
- W** write a number sentence

Sue is writing the number 34 on a place value chart. She can't remember if she has 4 tens and 3 ones or 3 tens and 4 ones. Use a place value to show how many tens and ones in 34. Use a drawing and words to explain this to Sue.

Tens	Ones

Number sentence: _____

Statement:

Application Problem 2

R read problem, circle important numbers, box/ highlight question

D draw a picture to show how you can get the answer/ draw a number bond

W write a number sentence

Lisa has 3 boxes of 10 crayons and 5 extra crayons. Sally has 19 crayons. Sally says she has more crayons, but Lisa disagrees.

Who is right?

Tens	Ones

Tens	Ones

--

Number sentence: _____

Statement:

Science Studies Weekly™

LIFE SCIENCE / WEEK 4

GRADE
1

Our Bodies

See Primary-Source
Related Media...



www.s-w.co/S1-12

People need food, water, shelter and air. Our bodies help us get the things we need. Every part of our bodies has an important job.

Our Bodies

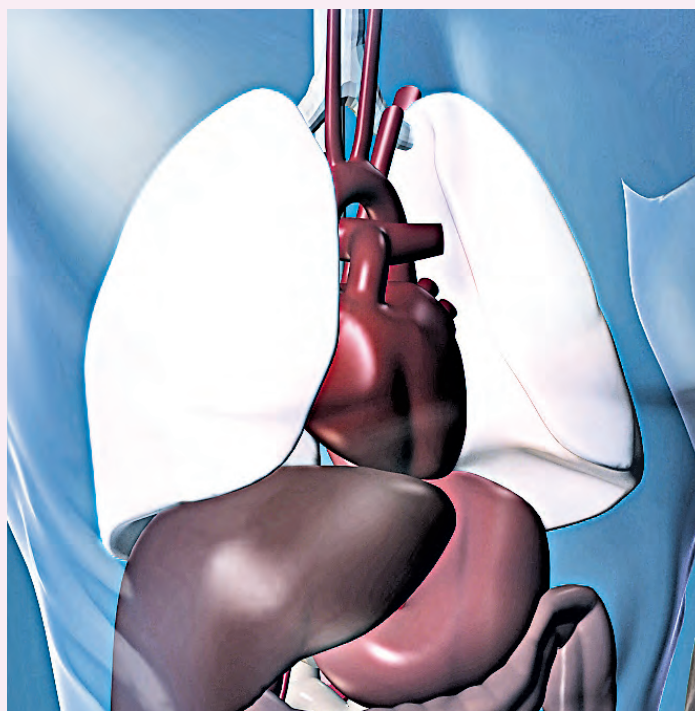
We have bones to hold us up. We have muscles to help us move. Our bones and muscles work together.



We have a mouth and a stomach to help us eat our food.



We have a nose and two lungs to help us get air. These are your lungs. They hold air when you breathe in.



The parts of our bodies work together to help us live. Our bodies send messages to our brains. They tell our brains when we are hungry, scared or hurt.

Look & Learn

Children are very much like their parents, but they are not exactly like them.



How are you like your parents? How are you different from your parents?

Don't Sweat It

WHAT YOU NEED

- a damp paper towel
- a small fan



WHAT TO DO

1. Press the damp paper towel on your arm for a few seconds.
2. Turn on the fan and let it blow on your arm.

WHAT HAPPENS

Your arm becomes cooler. The same thing happens when you sweat. When the sweat evaporates, it takes some of the heat with it. Sweating helps our bodies cool off.

Circle yes if the sentence tells something that is correct.
Circle no if the sentence tells something that is not correct.

1. Our bodies send messages to our brains.

yes

no

2. Lungs hold air when you breathe in.

yes

no

3. Children are exactly like their parents.

yes

no

How To Be A Good Citizen

Read and discuss a question a day. Students may also draw a picture to show the answer to the question, like a teaching picture that would be hung up in the classroom. Feel free to share your discussion and or picture with your teacher.

Vocabulary:

A **citizen** is a person who is part of a school or community. You are a citizen.

Monday:

How do rules help people get along?

Tuesday:

How are our responsibilities at school and at home alike?

Wednesday:

How do you solve problems ?

Thursday:

How can you be a good citizen?

Friday:

Create a teaching poster about what you feel is important about being a good citizen in your classroom and community. (feel free to share it with your teacher)

Wayne Westland Community Schools
Elementary Art
Distance Learning Lessons

Week of 5/18/20

PORTRAITS



DIRECTIONS:

Using materials available in your house, create a portrait or a self-portrait. You may draw it, paint it, create a collage, or build it with found objects.

DEFINITIONS:

Portrait is an artwork that has been created about a person or persons (*sometimes animals*). It should tell us something about the people in the work of art.

Self-portrait is a work of art that the artist does of themselves.


Found object is a natural or man-made object or part of an object that is found by the artist and kept because of some interest or value to the artist. It can be changed or left whole before using in larger works.

Collage describes both the technique and the resulting work of art, in which paper is torn or cut, arranged and stuck to a supporting surface.



Assemblage is art made by assembling unlike object's often every day, common objects scavenged by the artist. It is a 3-D collage.

INSPIRATION:



Portrait by Kehinde Wiley a Contemporary Artist who celebrates the proud Heritage of Black Women and Men in sculpture, painting and stained glass.

Found object faces:

<https://artsandactivities.com/found-object-faces/>

Collage self-portraits:

<http://www.artteacherinla.com/funky-collage-self-portraits/>

Lego style self-portraits:

<https://www.artwithmrsnguyen.com/2014/03/lego-style-self-portraits>

Must see video featuring Kehinde Wiley describing his Art:

<https://youtu.be/dHx4IFPqPil>

If you choose to create a self-portrait, this may be a great time for self-reflection. Try to answer at least 6 of these questions about him/herself. You can talk to someone about it, have someone read it to you or read and write them all by yourself.

1. What is your name?
2. What is your favorite food?
3. If you could make the world a better place what would you do?
4. Who do you spend the most time with?
5. What is your favorite season?
6. What is your favorite thing to do?
7. If you could spend time with anyone, who would it be?
8. What would you like to learn from that person?
9. If you had a superhero power what would it be?
10. What do you miss most about school?
11. What would you like to learn that you have not yet?
12. What do you want to do some day or when you grow up?

Now, collect your materials and create your portrait! Have fun and stick with your choice.

ASSESSING YOUR WORK:

1. Did you include a person or persons?
2. Does your portrait tell the viewer something about the person or people in the work of art? For example: What do they look like? What they're doing?
3. Did you use as many elements of art as possible? (*line, color, shape, etc.*)

PORTRAIT RESOURCES:

YouTube Videos:

[Symmetry Song for Kids | A Day at Symmetry Land | Lines of Symmetry](#)

[ARTY PANTS \(Episode 1\) - Portraiture](#)

[How to Make a Self Portrait | Miss Brushes Art Academy \(Sesame Studios\)](#)

[The History of Portraits](#)

[Sesame Street: Chuck Close And Self Portrait](#)

Books:

[How Mona Lisa Got Her Smile](#)

[Seeing Symmetry](#)

Famous Portraits:

[Famous Portrait Paintings](#)

Games:

[Mona Lisa Puzzle | Online Arts Game](#)

[Free art game for kids- Draw a Portrait](#)

[Symmetry Painter . Games . peg + cat](#)

[Van Gogh self Jigsaw Puzzle](#)

[Disney Yourself](#)

[Vermeer: Girl with a Pearl Earring Breakout Game | Arcade style arts game for kids | Based on a Vermeer painting](#)

[Andy Warhol's Marilyn Prints](#)

We would love to see your creations! You can post photos of them to your Dojo story or email them directly to your art teacher!

Ms. Huhn huhnb@wwcsd.net

Ms. Kurtz kurtzd@wwcsd.net

Mrs. Windley WindleyA@wwcsd.net

Ms. Peck peckme@wwcsd.net

Mrs. Smith smitha@wwcsd.net

Mr. Wilburn wilburnp@wwcsd.net

Wayne-Westland Physical Education Elementary Distance Learning Lessons

Week of May 18th

Move It Monday

Today we are going to have some fun with balloons! Try to do this outside if you have space and the weather is cooperating! If you don't have a balloon, try using a light weight ball. This will also make it more challenging!

[Balloon Fun](#)

Turn It Up Tuesday

Time to get moving! Click on the link below and get a great workout! Invite your family to join in on the fun too!

[20 minute workout for kids](#)

Walk Around Wednesday

Get outside and walk around your backyard, around your block or around your neighborhood.

Walk at a fast pace for at least 30 minutes to get your heart pumping! Being outside and in the sun helps your body produce vitamin D which gives you energy and makes you feel better!

Team Spirit Thursday

Put on your favorite school t-shirt and let's do some running!!!

[20 Meter Pacer Demonstration](#)

[20 Meter Cadence w/ music](#) - approximately 65 feet

Fun Time Friday

Today you are going to create a new game! It can be anything from using a ball or jump rope or any other sports or fitness equipment you might have at home or it could even be a new tag game. You can make the rules as easy or complex as you'd like. Make sure everyone in your family plays with you!

Topic: Develop, implement, and model effective decision making skills to responsibly deal with daily academic and social situations.

Kindergarten Read [Curious George Gets a Bike](#). Discuss decision making and brainstorm decision making situations that you could be in at home or at school.

1st Good vs bad choice activity- use the “If _____ then _____” model to explain what you would do in certain situations to make a good choice.

2nd Repeat 1st grade lesson.

3rd Discuss strategies you could use to help make a decision (pros and cons list, ask someone’s opinion, flip a coin etc) and explain how some strategies work better for certain situations. For example, you might flip a coin to choose where to go for lunch but not for what house you’re going to buy.

4th Discuss choices and consequences. Have the student verbalize or write about multiple choices they have made and what the consequences are to them (good or bad). How can we learn from the bad choices?

5th Repeat 4th grade lesson.

All grades: Please feel free to play the games we do at the end of each class that help practice teamwork, communication, active listening, cooperation, etc. Even ask your child at the end of the game why the game is played in life skills and they’ll have an answer for you!

Game Ideas:

Simon Says

Four Corners

Would You Rather

Telephone

Hot Potato

Pictionary

Charades

Kdg - 2nd Grade Media Choice Board

Please choose **ONE** activity to do **per WEEK**

These can be completed in any order - Just try to complete one box a week!

We Miss you!

Choose reading, letter, math, strategy or skills games:

<https://www.abcya.com/>

Practice mouse skills:

<http://mousepractice.altervista.org/>

Listen to online stories:

- <https://www.storylineonline.net/>
- <https://pbskids.org/games/reading/>
- https://www.weareteachers.com/storytime/?utm_source=WAT_MDR&utm_medium=CVEnews&utm_campaign=WAT_Enews03182020

Practice typing skills:

- [Typingclub.com](https://www.typingclub.com) (If you cannot remember your login for typing club, just click on **get started** and choose a lesson to practice your typing skills.)
- <https://typetastic.com/>
- <https://www.typing.com/student/game/keyboard-jump>
- <https://www.typing.com/student/game/keyboard-ninja>
- <https://www.typing.com/student/game/type-a-balloon>
- https://www.abcya.com/games/kids_typing_game
- https://www.abcya.com/games/cup_stack_typing_game

Internet Safety: Watch these videos on how to be safe using the internet.

- My Online Neighborhood

<https://www.youtube.com/watch?v=oPHOsCnjMU4>

- Faux Paws Adventures in the Internet

<https://www.youtube.com/watch?v=gPse7dcXwrU>

Extra Websites:

- www.roomrecess.com
- <https://kids.sandiegozoo.org/>
- <https://classroommagazines.scholastic.com/support/learnat home.html>

1st and 2nd Grade:

Create a doc on any topic. Change font size, style and color. Add an image if you'd like.

Some examples...

- What is your favorite part about learning at home?
- What do you miss about school?
- Write about any special celebrations.
- Write about how you have been creative. What did you create?
- How have you helped your family?