


# 1st Grade

## June 8 - June 12



# MY 2020 COVID-19 TIME CAPSULE




BY: \_\_\_\_\_

# YOU ARE LIVING THROUGH HISTORY RIGHT NOW

TAKE A MOMENT TO FILL IN THESE PAGES FOR YOUR FUTURE SELF TO LOOK BACK ON. AND HERE ARE SOME OTHER IDEAS OF THINGS TO INCLUDE:

- |  |   |
|--|---|
| <input type="checkbox"/> SOME PHOTOS FROM THIS TIME        | <input type="checkbox"/> ANY ART WORK YOU CREATED |
| <input type="checkbox"/> A JOURNAL OF YOUR DAYS            | <input type="checkbox"/> FAMILY / PET PICTURES    |
| <input type="checkbox"/> LOCAL NEWSPAPER PAGES OR CLIPPING | <input type="checkbox"/> SPECIAL MEMORIES         |



DRAW A PICTURE OF THE PEOPLE YOU ARE SOCIAL DISTANCING WITH HERE

# ♥♥ ALL ABOUT ME ♥♥

I AM

\_\_\_\_\_  
YEARS  
OLD

I STAND

\_\_\_\_\_  
INCHES  
TALL

I WEIGH

\_\_\_\_\_  
POUNDS

SHOE SIZE

\_\_\_\_\_

## MY FAVOURITES

TOY: \_\_\_\_\_

COLOUR: \_\_\_\_\_

ANIMAL: \_\_\_\_\_

FOOD: \_\_\_\_\_

SHOW: \_\_\_\_\_

MOVIE: \_\_\_\_\_

BOOK: \_\_\_\_\_

ACTIVITY: \_\_\_\_\_

PLACE: \_\_\_\_\_

SONG: \_\_\_\_\_

## MY BEST FRIEND/S:


\_\_\_\_\_  
\_\_\_\_\_  
\_\_\_\_\_

## WHEN I GROW UP I WANT TO BE:

\_\_\_\_\_  
\_\_\_\_\_

DATE:

# HOW I'M FEELING



HOW MY FACE LOOKS



I AM MOST THANKFUL FOR

---

---

---

WORDS TO DESCRIBE HOW I FEEL:

WHAT I HAVE LEARNT MOST  
FROM THIS EXPERIENCE:

---

---

---

---

---

THE 3 THINGS I AM MOST EXCITED TO DO WHEN THIS IS OVER:

1

---

---

---

2

---

---

---

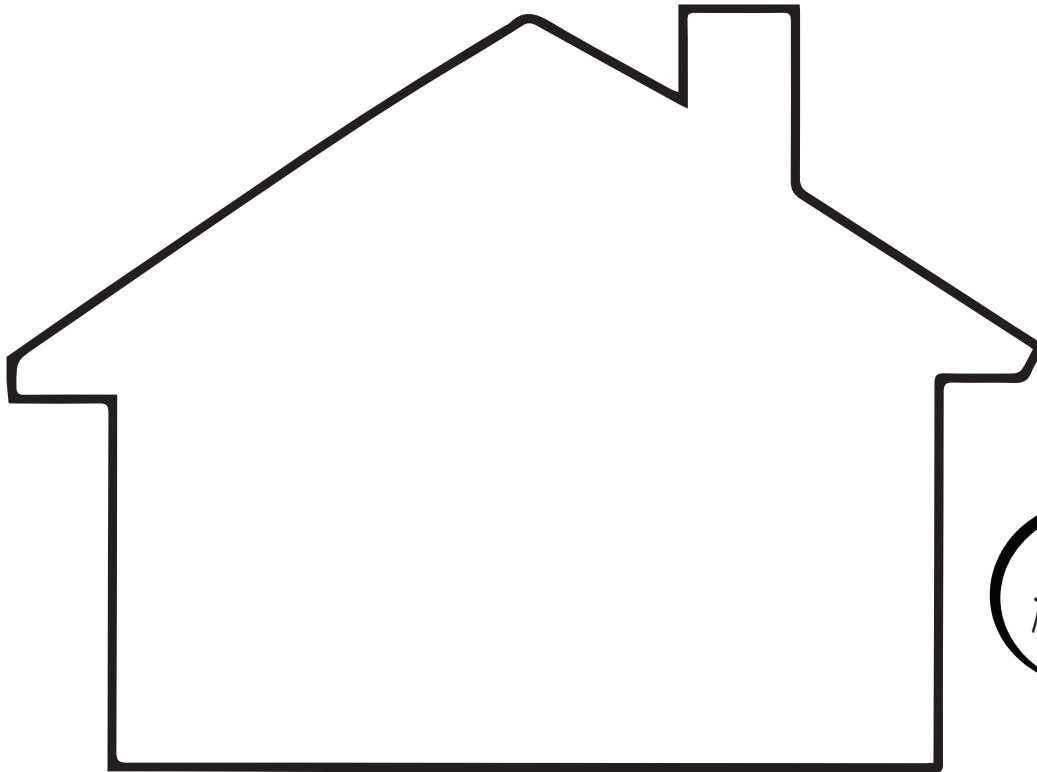
3

---

---

---

# MY COMMUNITY



COLOUR THIS HOUSE  
TO LOOK LIKE YOURS

WHERE I AM LIVING DURING THIS TIME:



WHAT THINGS ARE YOU DOING TO HELP FEEL CONNECTED/HAVE FUN  
OUTSIDE (e.g hearts in windows, chalk notes on sidewalk, etc)

---

---

---

---

---

HOW ARE YOU CONNECTING WITH OTHERS?



YOU ARE NOT STUCK AT HOME,  
YOU ARE SAFE AT HOME!



WHAT I AM DOING  
TO KEEP BUSY:

# OUR HANDPRINTS



PRINT THE HANDS OF ALL THE PEOPLE LIVING IN YOUR HOME  
(IN DIFFERENT COLOURS) AND PLACE YOUR HANDS HERE





# SPECIAL OCCASIONS

WHAT OCCASIONS DID YOU CELEBRATE DURING THIS TIME?  
WRITE THE LIST DOWN HERE AND WHAT YOU DID TO CELEBRATE  
(E.G. ST. PATRICK'S DAY, EASTER, BIRTHDAYS, ANNIVERSARIES)

EVENT	DATE	HOW YOU CELEBRATED

# LETTER TO MYSELF


DEAR,

LOVE,

# INTERVIEW YOUR PARENTS

WHAT HAS BEEN THE BIGGEST CHANGE?

HOW ARE YOU FINDING HOMESCHOOLING?



DAYS SPENT INSIDE

HOW ARE YOU FEELING?

YOUR TOP 3 MOMENTS FROM THIS EXPERIENCE:

1. \_\_\_\_\_
2. \_\_\_\_\_
3. \_\_\_\_\_

WHAT ACTIVITIES/HOBBIES HAVE YOU MOST ENJOYED DOING?

WHAT ARE YOU MOST THANKFUL FOR?

WHAT TV SHOW YOU WATCHED : \_\_\_\_\_

YOUR NEW FOUND FAVOURITE INSIDE FAMILY ACTIVITY:

\_\_\_\_\_

FAVOURITE FOOD TO BAKE: \_\_\_\_\_

FAVOURITE TIME OF DAY: \_\_\_\_\_

GOAL/S FOR AFTER THIS:

# LETTER FROM YOUR PARENTS

DEAR,

LOVE,

## Unit 4 Writing Prompts

### Week 1:

Write about how animals' bodies help them. For example, frogs' legs help them jump. Write 3 complete sentences about different animal body parts that help them. Remember to begin with a capital letter and end with a period. Don't forget finger spaces.

### Week 2:

Write about how animals help each other. For example, penguins huddle together to stay warm. Write 3 complete sentences about how different animals help each other. Remember to begin each sentence with a capital letter and end with a period. Don't forget finger spaces.

### Week 3:

Write about how animals survive in nature. For example, squirrels gather nuts to eat during the winter. Write 3 complete sentences about what animals do to survive. Remember to begin each sentence with a capital letter and end with a period. Don't forget finger spaces.

### Week 4:

Write about what we know about insects. For example, caterpillars become butterflies. Write 3 complete sentences about insects. Use transition words like first, next, then, last. Remember to begin each sentence with a capital letter and end with a period. Don't forget finger spaces.

### Week 5:

Write about how animals help people. For example, chickens lay eggs to help provide food for people. Here is a sample paragraph starter: Animals help people in many ways. First, \_\_\_\_, Next, \_\_\_\_. Then, \_\_\_\_, Last, \_\_\_\_. Write with complete sentences, proper capitalization, and punctuation. Don't forget your finger spaces.

**A**

Number Correct:

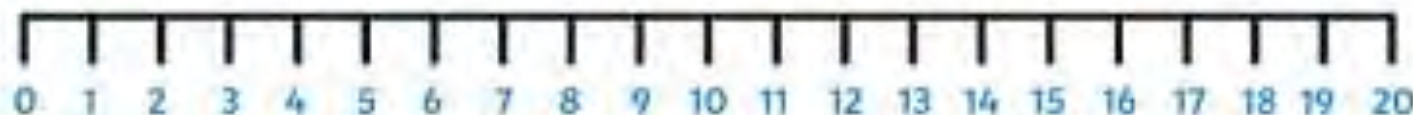


Name \_\_\_\_\_

Date \_\_\_\_\_

\*Write the missing number in the sequence.

1.	0, 1, 2, __		16.	15, __, 13, 12	
2.	10, 11, 12, __		17.	__, 24, 23, 22	
3.	20, 21, 22, __		18.	6, 16, __, 36	
4.	10, 9, 8, __		19.	7, __, 27, 37	
5.	20, 19, 18, __		20.	__, 19, 29, 39	
6.	40, 39, 38, __		21.	__, 26, 16, 6	
7.	0, 10, 20, __		22.	34, __, 14, 4	
8.	2, 12, 22, __		23.	__, 20, 21, 22	
9.	5, 15, 25, __		24.	29, __, 31, 32	
10.	40, 30, 20, __		25.	5, __, 25, 35	
11.	39, 29, 19, __		26.	__, 25, 15, 5	
12.	7, 8, 9, __		27.	2, 4, __, 8	
13.	7, 8, __, 10		28.	__, 14, 16, 18	
14.	17, __, 19, 20		29.	8, __, 4, 2	
15.	15, 14, __, 12		30.	__, 18, 16, 14	



**B**

Number Correct:

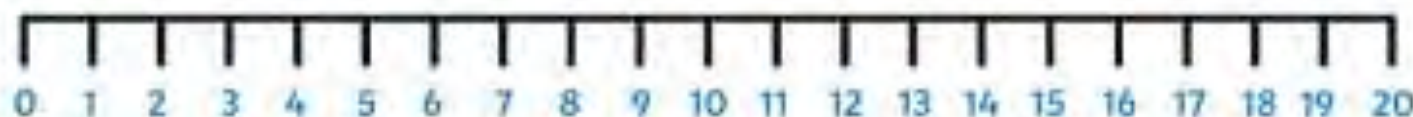


Name \_\_\_\_\_


Date \_\_\_\_\_

\*Write the missing number in the sequence.

1.	1, 2, 3, __		16.	13, __, 11, 10	
2.	11, 12, 13, __		17.	__, 22, 21, 20	
3.	21, 22, 23, __		18.	5, 15, __, 35	
4.	10, 9, 8, __		19.	4, __, 24, 34	
5.	20, 19, 18, __		20.	__, 17, 27, 37	
6.	30, 29, 28, __		21.	__, 29, 19, 9	
7.	0, 10, 20, __		22.	31, __, 11, 1	
8.	3, 13, 23, __		23.	__, 30, 31, 32	
9.	6, 16, 26, __		24.	19, __, 21, 22	
10.	40, 30, 20, __		25.	5, __, 25, 35	
11.	38, 28, 18, __		26.	__, 25, 15, 5	
12.	6, 7, 8, __		27.	2, 4, __, 8	
13.	6, 7, __, 9		28.	__, 12, 14, 16	
14.	16, __, 18, 19		29.	12, __, 8, 6	
15.	16, __, 14, 13		30.	__, 20, 18, 16	







1	2	3	4	5	6	7	8	9	10
11	12	13	14	15	16	17	18	19	20
21	22	23	24	25	26	27	28	29	30
31	32	33	34	35	36	37	38	39	40
41	42	43	44	45	46	47	48	49	50
51	52	53	54	55	56	57	58	59	60
61	62	63	64	65	66	67	68	69	70
71	72	73	74	75	76	77	78	79	80
81	82	83	84	85	86	87	88	89	90
91	92	93	94	95	96	97	98	99	100
101	102	103	104	105	106	107	108	109	110
111	112	113	114	115	116	117	118	119	120



# Application Problem 1

**R** read problem, circle important numbers, box/ highlight question

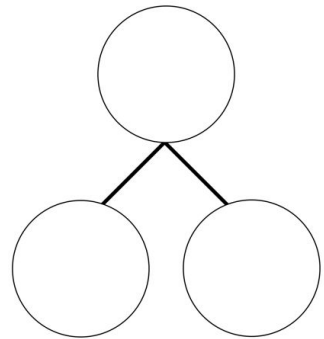
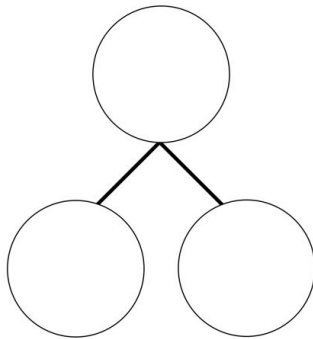
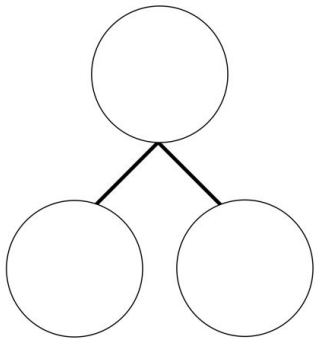
**D** draw a picture to show how you can get the answer/ draw a number bond

**W** write a number sentence

a. Emi had a linking cube train with 4 blue cubes and 2 red cubes. How many cubes were in her train?

b. Emi made another train with 6 yellow cubes and some green cubes. The train was made of 9 linking cubes. How many green cubes did she use?

c. Emi wants to make her train of 9 linking cubes into a train of 15 cubes. How many cubes does Emi need?



**Number sentence:**

---

**Statement:**

---

---

---

---

---

---

---

---

## Application Problem 2

**R** read problem, circle important numbers, box/ highlight question

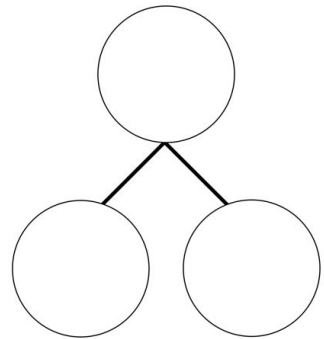
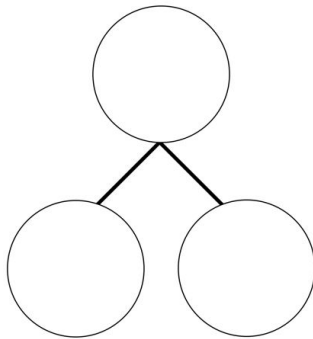
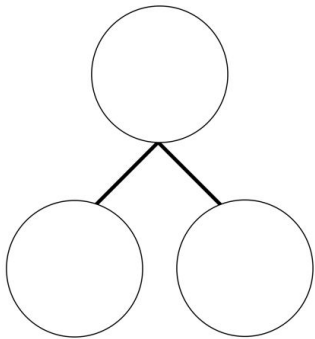
**D** draw a picture to show how you can get the answer/ draw a number bond

**W** write a number sentence

a. Ben had 7 fish. He bought 4 fish at the store. How many fish does Ben have?

b. Maria has fish. She had 7 fish in her tank and bought some more fish until she had 9 fish. How many fish did Maria buy?

c. Anton has 8 fish. A few of the fish died and now Anton has 4 fish. How many fish died?



**Number sentence:**

---

**Statement:**

---

---

---

---

---

---

---

---

## Application Problem 3

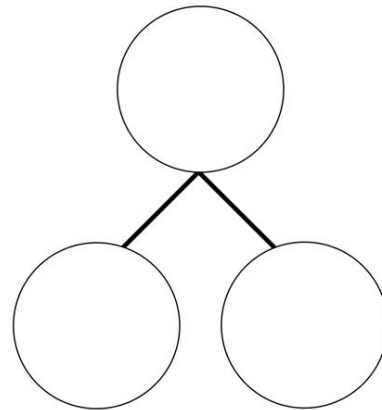
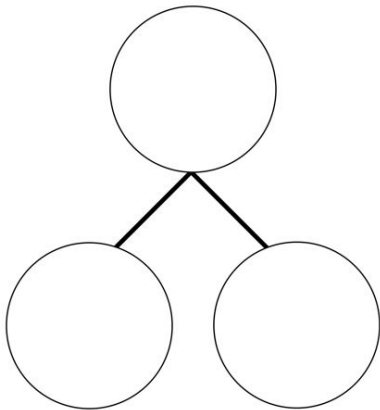
**R** read problem, circle important numbers, box/ highlight question

**D** draw a picture to show how you can get the answer/ draw a number bond

**W** write a number sentence

a. Some ducks were in a pond.  
4 baby ducks joined them.  
Now there are 6 ducks in the pond.  
How many ducks were in the pond at first?

b. Some frogs were in the pond.  
Three jumped out and now there are 5 frogs in the pond.  
How many frogs were in the pond at first?



**Number sentence:**

---

**Statement:**

---

---

---

---

---

# Science Studies Weekly<sup>TM</sup> Adventure

LIFE SCIENCE / WEEK 7

1  
GRADE

## Families

Families are related to each other in some way. Families are not all the same. Many families are parents and their children. Some people and animals adopt others who are not their relatives to be part of their families.

See Primary-Source  
Related Media...



[www.s-w.co/S1-15](http://www.s-w.co/S1-15)





# Families



**Many animals take care of their young. Most animal parents feed their babies. They give them shelter and protect them from danger. When the babies get older, some animal parents teach them how to survive.**


**Many birds teach their babies how to fly. Cats teach their babies to hunt smaller animals for food. Animals learn quickly. They are born to do the things their parents teach them. It just takes a little practice.**



**Families depend on each other. They help each other get the things they need to survive. All living things depend on each other. Plants, animals and people need other living things to survive.**

# Look & Learn

Tigers and house cats are part of the same animal family. Scientists call them felines. Here are some members of the feline family. How many can you name?



Your parents were probably your first teachers. They helped you learn how to walk and talk. They helped you learn how to share and take turns.



## Baby Animal Names

Scientists have different names for different baby animals. See if you can match the name of the baby with the name of the adult animal.


### What You Need

- some books about animals (Your teacher might take you to the library to do this activity.)
- a pencil

### What to Do

Draw a line from the baby animal name to the name of the adult it will become. Use the animal books to help you. We did the first one for you.

joey	bear
calf	hen
cub	kangaroo
fawn	cow
foal	deer
chick	horse



Read each sentence. If the sentence is true, circle yes. If it is not true, circle no.

1. Families are related to each other in some way.

yes

no

2. All living things depend on each other to survive.

yes

no

3. Tigers and house cats are part of different animal families.

yes

no



Name: \_\_\_\_\_

Week 7

## Family Riddles

Solve the riddles about families. Use the word bank to help.

### Word Bank

cat	family
parents	cub
bird	

1. I teach my young how to fly. What am I?

\_\_\_\_\_

2. I am a baby bear. What am I?

\_\_\_\_\_

3. I teach my babies how to hunt smaller animals. What am I?

\_\_\_\_\_

4. We are all related. What are we called?

\_\_\_\_\_

5. They taught you how to walk. Who are they?

\_\_\_\_\_



Name: \_\_\_\_\_

Week 7

Write the best word on the line.

1. \_\_\_\_\_ are related to each other.

**(Rocks, Families, Foods)**

2. Animals learn \_\_\_\_\_.

**(dance, slowly, quickly)**

3. Families \_\_\_\_\_ on each other.

**(depend, run, teach)**

4. Tigers and house cats are \_\_\_\_\_.

**(flowers, felines, feathers)**

5. A foal is a baby \_\_\_\_\_.

**(horse, deer, fish)**

Wayne-Westland Community Schools  
Elementary Art  
Distance Learning Lessons

Week of 6/8/20

## ELEMENTS SCAVENGER HUNT




### DIRECTIONS:

Using the information you've learned in the past about the Elements of Art, create a painting/drawing or "Found Objects" picture using at least 5 elements of art (out of 7 total).

This project could be worked on by a single student, but 2 or more students in the same household, even if they are in different grades, may work together to create the project.

### The Elements of Art



### ELEMENTS RESOURCES:

Auditory/“satisfying” Elements of Art introduction video

<https://youtu.be/iSbm21bhXVk>

Videos:

[The Elements of Art](#)

[Elements and Principles of Design](#)

[Sesame Street: Abby Cadabby teaches Josh Gad about Texture](#)

[Elements of Art song](#)

**Books:**

<https://www.storyjumper.com/book/read/40241606/The-Elements-and-Principles-of-Art-Shown#page/18>

[Spiky, Slimy, Smooth By Jane Brocket](#)

[A Line Bends..A Shape Begins by Rhonda Gowler Greene](#)

[A line can be read aloud by Lin](#)

[Swatch read aloud](#)

[Look! Look! Look!](#)

[Dreaming UP Read-Aloud](#)

**Games:**

[Highlight Zone . Games . peg + cat](#)

[Paint-A-Long . Games . peg + cat | PBS KIDS](#)

[ARTHUR | Games . Planet Pal](#)

[Tangramz!](#)

[Nature Art Box | Games | Nature Cat](#)

**We would love to see your creations! You can post photos of them to your Dojo story or email them directly to your art teacher! We miss you guys. HAVE A GREAT SUMMER!**

**Ms. Huhn** [huhnb@wwcsd.net](mailto:huhnb@wwcsd.net)

**Ms. Kurtz** [kurtzd@wwcsd.net](mailto:kurtzd@wwcsd.net)

**Mrs. Windley** [windleyA@wwcsd.net](mailto:windleyA@wwcsd.net)

**Mr. Millett** [milletts@wwcsd.net](mailto:milletts@wwcsd.net)

**Ms. Peck** [peckme@wwcsd.net](mailto:peckme@wwcsd.net)

**Mrs. Smith** [smitha@wwcsd.net](mailto:smitha@wwcsd.net)

**Mr. Wilburn** [wilburnp@wwcsd.net](mailto:wilburnp@wwcsd.net)

## **Wayne-Westland Physical Education Elementary Distance Learning Lessons**

# **Week of June 8th**

## **Move It Monday**

It's time to get up and dance! Put on your favorite music and bust out your favorite dance moves for 20 minutes today!

## **Turn It Up Tuesday**

Time to get moving! Click on the link below and get a great workout! Invite your family to join in on the fun too!

[20 Minute High Energy Workout for Kids](#)

## **Walk Around Wednesday**

Get outside and walk around your backyard, around your block or around your neighborhood. Walk at a fast pace for at least 30 minutes to get your heart pumping! Being outside and in the sun helps your body produce vitamin D which gives you energy and makes you feel better!

## **Team Spirit Thursday**

Put on your favorite school t-shirt and head outside and play! Today you're going to get on your bike, or get out your hula hoops or jump ropes. You can also design a hopscotch game with some chalk or play soccer or basketball. You can even jump on your trampoline if you have one!

## **Fun Time Friday**

Today is the last day of school! Get outside and do some water activities. Blow up some water balloons and have a water balloon toss, turn on a sprinkler, play with the hose or jump in and play in a pool, but make sure no matter what you do, make sure you're wearing sunscreen and have a great summer!

Spanish Educators are available to provide support and feedback during the following days and times each week. You can initiate contact through email and then connect further in the method of communication that works best.

Ms Garcia

Email: [garciamp@wwcsd.net](mailto:garciamp@wwcsd.net)

Tues & Wed 1:00 - 3:00

Ms. Williams

Email: [williamssd@wwcsd.net](mailto:williamssd@wwcsd.net)

Mon & Wed 10:00 - 12:00

## **Week of June 8**

Tema (Theme) - Materiales Escolares (School Supplies)

### **Vocabulario**

el lápiz-pencil

las tijeras-scissors

el pegamento-glue

el crayon-crayon

el marcador-marker

el papel-paper

el libro-book

la silla-chair

la mesa-table

la mochila-backpack

**Lunes, el 8 de junio -**



## Introducción del vocabulario (Introduction to the vocabulary)

<https://www.youtube.co/watch?v=JTIVsSAu8uc>

### Actividad (Activity)

Miran la imagen que es abajo y escribe cinco cosas que pueden ver en la imagen. Pueden mirar por las cosas que ya aprendieron como colores, animales, transportación, y materiales escolares. (Look at the image below and write five things that you can see in the image. You can look for things that you have already learned such as colors, animals, transportation, and school materials.)



**Martes**, el 9 de junio -

Repaso de las materiales escolares. (Review of school supplies.) Escuchan a la canción mochila roja. (Listen to the red backpack song)

<https://www.youtube.com/watch?v=HfcrHBfqOgo>

### Actividad (Activity)

Llena la mochila con las materiales escolares. (Fill the backpack with the school supplies.) Pueden dibujar y/o escribir los nombres de las materiales. (You can draw and or write the names of the materials.)



**Miercoles**, el 10 de junio -



Repaso de las materiales escolares (Review of school supplies)

Actividad (Activity)

Cuáles son las materiales escolares que pueden encontrar en su casa? (What are the school materials you can find in your house?)

Vayan en un búsqueda para encontrar materiales escolares. (Go on a hunt to find school supplies.)

Opción 1 (Option 1) Después pueden escribir qué encontraste. (After you can write what you have found.) Empiecen con "Encontré..... (Begin with "Encontré....

Opción 2 (Option 2) Escriben el nombre de cada cosa y toman una foto. (Take a picture of what you found and write the name of each item.)

**Jueves**, el 11 de junio -

Un día para celebrar!

Pueden mirar los videos de gato y perro. (You can watch the Cat and Dog video)

[https://www.youtube.com/watch?v=1bhlsy9p\\_TQ](https://www.youtube.com/watch?v=1bhlsy9p_TQ)

Un video para bailar. (A dancing video)

<https://www.youtube.com/watch?v=ZrGwXmbGb1g>

Un otro para bailar. (Another dancing video)

[https://www.youtube.com/watch?v=\\_3GTeMrkkHA](https://www.youtube.com/watch?v=_3GTeMrkkHA)

Cabeza, hombros, rodillas, pies. (Head, Shoulders, Knees and Toes)

<https://www.youtube.com/watch?v=nUklGzMrHQg>

Disfruten! Enjoy!

## Kdg - 2nd Grade Media Choice Board

Please choose **ONE** activity to do **per WEEK**

These can be completed in any order - Just try to complete one box a week!

We Miss you!

### Choose reading, letter, math, strategy or skills games:

<https://www.abcya.com/>

### Practice mouse skills:

<http://mousepractice.altervista.org/>

### Listen to online stories:

- <https://www.storylineonline.net/>
- <https://pbskids.org/games/reading/>
- [https://www.weareteachers.com/storytime/?utm\\_source=WAT\\_MDR&utm\\_medium=CVEnews&utm\\_campaign=WAT\\_Enews03182020](https://www.weareteachers.com/storytime/?utm_source=WAT_MDR&utm_medium=CVEnews&utm_campaign=WAT_Enews03182020)

### Practice typing skills:

- [Typingclub.com](https://www.typingclub.com) (If you cannot remember your login for typing club, just click on **get started** and choose a lesson to practice your typing skills.)
- <https://typetastic.com/>
- <https://www.typing.com/student/game/keyboard-jump>
- <https://www.typing.com/student/game/keyboard-ninja>
- <https://www.typing.com/student/game/type-a-balloon>
- [https://www.abcya.com/games/kids\\_typing\\_game](https://www.abcya.com/games/kids_typing_game)
- [https://www.abcya.com/games/cup\\_stack\\_typing\\_game](https://www.abcya.com/games/cup_stack_typing_game)

**Internet Safety:** Watch these videos on how to be safe using the internet.

- My Online Neighborhood

<https://www.youtube.com/watch?v=oPHOsCnjMU4>

- Faux Paws Adventures in the Internet

<https://www.youtube.com/watch?v=gPse7dcXwrU>

Extra Websites:

- [www.roomrecess.com](http://www.roomrecess.com)
- <https://kids.sandiegozoo.org/>
- <https://classroommagazines.scholastic.com/support/learnat home.html>

1st and 2nd Grade:

Create a doc on any topic. Change font size, style and color. Add an image if you'd like.

Some examples...

- What is your favorite part about learning at home?
- What do you miss about school?
- Write about any special celebrations.
- Write about how you have been creative. What did you create?
- How have you helped your family?