

2nd Grade

June 1 - June 5



An Adventure in Africa

by ReadWorks



It was late at night, but Kevin lay awake in bed. He could not sleep because he was very scared. His bed was inside a giant camping tent, and just outside the tent were the fields of Africa, filled with wild animals. Kevin looked at his parents, who slept soundly in another bed across from him. He wondered how they could be so calm. What if a lion came into their tent to attack them? It took a long time before Kevin finally fell asleep.

When the sun came up, he felt his mother's hand on his head. "Good morning, Kevin!" she said. She looked happy and excited. "Time to wake up and go on the safari."

"I'm scared," said Kevin. Before they left America on the airplane, his parents had explained to him that a safari was a long drive through nature, usually in Africa. During a safari you can see lions and zebras living free,

instead of cooped up in a zoo. "What if we get close to a lion?" he asked.

"Oh, darling," she said. "Like I told you, nothing will happen to us if we listen to what our guide says."

Kevin rubbed his eyes and slowly put on his clothes. He listened to the birds singing outside and began to feel less afraid. He walked out of the tent into bright sunlight, and ate his eggs quickly at the table outside. Then he got into a big green jeep with his mother and father. The driver was a kind-looking man with a bushy gray beard. His name was Jim, and he was their guide.

The jeep took off along a dirt road. After a little while Kevin saw something move out of the corner of his eye. "Wait!" he said. "I see something!"

Jim stopped the car and told them all to get out. Kevin and his parents waited in the tall grass while Jim walked ahead of them and looked around. After a minute Jim raised his hands in the air. "Shhh," he whispered. "It's nothing dangerous. If we speak loudly, we'll scare it away!" Kevin and his parents walked up to where Jim stood, and soon Kevin saw an animal come very close to them. It was a beautiful golden creature with dark brown spots and a very, very long neck. It had come to eat the leaves of a tall tree. "The giraffe is the only animal around here tall enough to reach these leaves," whispered Jim. "That's why it always has food to eat."

"Wow," whispered Kevin. He could not believe how close he was to the giraffe. All his fears vanished, and he began to get excited about the day to come.

Name: _____ Date: _____

1. Where are Kevin and his parents?

- A. in Australia
- B. in Africa
- C. in America

2. What event made Kevin less afraid of being close to wild animals?

- A. Kevin's mom told him that nothing would happen to them if they listen to their guide so Kevin was not afraid.
- B. Jim, the guide, came to pick up Kevin and his parents to take them on the safari.
- C. A giraffe came very close to Kevin while he was on the safari and Kevin was not afraid.

3. Kevin was scared when he was in the giant camping tent late at night in Africa. Which evidence from the story does NOT support this statement?

- A. It took a long time before Kevin could fall asleep.
- B. Kevin's parents slept soundly in another bed across from Kevin.
- C. Kevin thought about a lion coming into their tent to attack them.

4. How did Kevin's parents most likely feel during the trip to Africa?

- A. Kevin's parents were bored during the trip to Africa.
- B. Kevin's parents were afraid during the trip to Africa.
- C. Kevin's parents were not afraid during the trip to Africa.

5. What is the story mostly about?

- A. a boy named Kevin who goes on a safari in Africa with his parents
- B. a boy named Kevin who was excited to see many wild animals close up
- C. a family that went to Africa to see giraffes

6. Read the following sentences: "During a safari you can see lions and zebras living free, instead of **cooped up** in a zoo."

What does the phrase "**cooped up**" most nearly mean?

- A. yelled at
- B. released in the wild
- C. kept in a closed space

7. Choose the answer that best completes the sentence below.

Kevin saw something move _____ the guide stopped the car.

- A. because
- B. so
- C. but

8. Which animal came to eat the leaves of a tall tree that was near Kevin?

9. Explain how Kevin's feelings about being close to wild animals change from the beginning to the end of the story. Use evidence from the text to support your answer.

10. How would Kevin react if he saw a lion up close on the safari? Use evidence from the story to support your answer.

Name _____



Fire!

The king heard a call, “Beware! Fire!”

The king was alone. The cry came from outside.
It was the town fire person. Her job was to warn
people when there was a fire.

“Alert the town,” said the king. “Be sure to
include everyone. Do not exclude anyone.”

There was no fire engine, but the fire person had
to decide what to do. She had a bell. She rang
the bell. Then she stood on an incline and spoke
aloud. “This is the fire person. I declare there is a
fire. Leave our town now.”

Soon the town was empty. The fire was put out.
Before long the town was as good as new.

The fire person had saved the day.
She gave a service to the town.

★ACTIVITY★

Write more about
the king or the fire
person.

Name _____



Rabbits!

If you go outside on a fine day, you may notice rabbits. Rabbits live under the ground. They often come to the surface of the grass. They hop about looking for food. You could conclude that they have an easy time.

This is not always true. Rabbits need to beware when they are out. There may be danger, like reptiles.

Rabbits make good pets. Before you decide to purchase a pet rabbit, you must learn about them. You need to know where the inside rabbit will live. You need to know what it will eat.

★ACTIVITY★

Write about a pet you would like to have.

Second Grade Writing Prompts

Opinion Essay Writing Prompts

Second graders should write opinion pieces that introduce their topic and provide reasons to support their opinion, using words such as *because* and *and* to connect their reasoning. The paper should include a conclusion sentence.

1. **Fun and Games.** What is your favorite game to play? Why is it better than other activities?
2. **Bedtime Tales.** What is the best bedtime story your mom or dad has ever read to you? What made it the best?
3. **Travel Stops.** If you could choose to stay in a tent, an RV, or a fancy hotel while traveling with your family, which would you choose and why?
4. **Playground Fun.** What is the very best piece of equipment on your school's playground? What makes it the best?
5. **Exotic Pets.** If you could choose any wild animal for a pet, what would you choose and why?
6. **Study Choice.** Your teacher has asked you to decide what topic the class studies next. What do you pick and why?
7. **Favorite subject.** Which school subject is your favorite and why?
8. **Yucky or Yummy.** Write about a food that you like but most people don't. Why should people give it a chance?
9. **Play Time.** Should your school give kids a longer recess time? Why or why not?
10. **Digital or Print.** Which is better for reading, a printed book or a tablet?
11. **Allergies.** Are you allergic to anything? Why is it important for people to know about your allergy?
12. **Drinks.** Do you like milk? Soda? Lemonade? Name your favorite drink and give three reasons why it's your favorite.
13. **Best Day.** What is your favorite day of the week? Write an essay including three reasons why that day is the best.




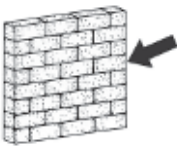



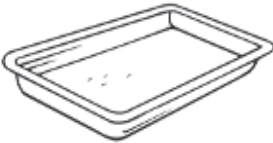
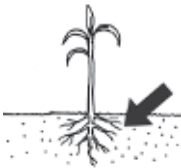





Expository Essay Writing Prompts

Expository essays inform the readers about a specific topic. Second grade students should introduce their topic and provide facts, definitions, or steps to develop their point.

1. **School Day.** You have a younger sibling who hasn't started school yet. Tell him or her about a typical school day.
2. **Class Pet.** Your class gets to choose a classroom pet for the year. Name an animal that you think would make a good choice and explain its needs (such as food, habitat, temperature).
3. **Favorite Food.** What is your favorite food? Describe it as if no one else has ever seen or tasted it.
4. **Seasonal Fun.** Pick a season, like summer or fall, and describe your favorite activity during that season.
5. **If You Build It.** Think of a time when you saw something being built (like a house, a new road, or even a snowman). Explain the stages of the building process.
6. **Famous Firsts.** Think about a famous first like the first person to walk on the moon or the first person to sail around the world. Explain why this first was so important.
7. **Famous People.** Choose a famous person and explain what he or she did to become famous.
8. **Past Parties.** Think of the best party you've ever attended and explain what made it the best.
9. **Favorite Film.** Choose your favorite animated film of all time and explain why you love it.
10. **Bedtime.** Explain why it's important to get plenty of sleep every night.
11. **Funny Pet Tricks.** Describe an unusual trick that your pet can do.
12. **Holiday Happenings.** Select a popular holiday and explain why or how people celebrate it.
13. **Smelly Tale.** Every place has different smells, good or bad. Describe two or three smells you associate with your home or school.

Name _____

Listen to each word your teacher says. Add the beginning sound.
Circle the picture of the new word.

1. 2		
2. 		
3. 		
4. 		
5. 		

Teacher Directions: 1. Model I can add sounds to make new words. Listen to the word two. I can add /s/ to make the word stew. Say it with me. Guide children to circle the picture. Have children do the following: 2. Say room. Add /b/; 3. rain, /t/; 4. root, /f/; 5. park, /s/

Name _____

Say the picture name. Then say the sounds in the word one at a time. Draw an X for each sound. Write the number of sounds on the line.

1.



2.




3.



4.



5.



6.



Teacher Directions: Model 1. I can say the sounds in the word broom: /b/ /r/ /ü/ /m/. The word broom has four sounds: /b/ /r/ /ü/ /m/. Say the sounds with me. Guide children to draw 4 X's and write the amount of sounds for #1.

Copyright © McGraw-Hill Education. Permission is granted to reproduce for classroom use.

Name _____

Each syllable in a word has only one vowel sound. A **final e syllable** ends in a vowel, consonant, final **e**. The final **e** is silent. The vowel sound before it is long. In the word **tadpole**, the syllable **pole** has the long o sound.

tadpole**A. Underline the final e syllables in the words below.**

invite mistake female

inside ninety reptile

B. Choose a word from Part A that completes each sentence. Write that word on the line.

1. Meg made a _____ on her homework.

2. A snake is a _____.

3. My grandfather is _____ years old.

4. I will _____ you to my party.

5. Come _____. It is raining.

6. My cat is not a male cat. She is a _____ cat.

Program: CR20 Ancillaries	Component: Practice Book	Pdf Pass
Vendor: LDL	Grade: 2	

Name _____

Each syllable in a word has only one vowel sound. A **final e syllable** ends in a vowel, consonant, final **e**. The final **e** is silent. The vowel sound before it is long. In the word **athlete**, the syllable **lete** has the long **e** sound.

athlete**A. Underline the final e syllable in each word.**

perfume reptile excite polite inside excuse

B. Circle each word in the puzzle. Look for the CVCe syllables to help you.

p	e	r	f	u	m	e	s	t
o	p	e	x	c	i	t	e	s
l	m	p	i	p	r	b	i	k
i	l	t	e	c	e	l	n	a
t	d	i	n	s	i	d	e	z
e	d	l	s	m	t	u	c	t
b	r	e	x	c	u	s	e	l

Name _____

The prefix **re-** means “again.” The prefix **un-** means “not.” The prefix **dis-** means “opposite of.”

reread = read again **untied** = not tied

dislike = opposite of like

The suffix **-ful** means “full of.” The suffix **-less** means “without.”

wonderful = full of wonder **restless** = without rest

A. Read each pair of words. Circle the word that has a prefix or a suffix. Write its meaning.

- | | | |
|---------------|-------------|-------|
| 1. unhappy | usual | _____ |
| 2. cannot | careful | _____ |
| 3. disappear | downstairs | _____ |
| 4. themselves | thoughtless | _____ |
| 5. redo | river | _____ |

B. Read each sentence and underline the word that contains a prefix or suffix. Circle the prefix or suffix. Then write the meaning of the word on the line.

6. He feels helpless. _____
7. She and I disagree about what to do. _____

Copyright © McGraw-Hill Education. Permission is granted to reproduce for classroom use.

Program: CR20 Ancillaries	Component: PracticeBook	Pdf Pass
Vendor: LDL	Grade: 2	

Name _____

Complete each sentence. Use one of the words in the box.


alonebecamebesidefourhello
largenoticeroundsuppose
surprised

1. I _____ we'll be all right now.
2. Come sit _____ me on the couch.
3. She looked very _____ to see us.
4. You can eat the last _____ crackers.
5. Is this box _____ enough?
6. I said _____ to her when I first got home.
7. Can you draw a circle that is perfectly _____?
8. Did you _____ how happy the dog was to see Grandma?
9. He _____ very happy when we showed him his new bike.
10. This board game can be played with a friend or played _____.

Copyright © McGraw-Hill Education. Permission is granted to reproduce for classroom use.

Name _____

Fold back the paper along the dotted line. Use the blanks to write each word as it is read aloud. When you finish the test, unfold the paper. Use the list at the right to correct any spelling mistakes.



Copyright © McGraw-Hill Education. Permission is granted to reproduce for classroom use.

1. _____

2. _____

3. _____

4. _____

5. _____

6. _____

7. _____

8. _____

9. _____

10. _____

11. _____

12. _____

13. _____

14. _____

15. _____

1. state

2. replace

3. nine

4. ninety

5. side

6. sidewalk

7. face

8. outside

9. these

10. tadpole

11. letter

12. magnet

13. alone

14. beside

15. round

Review Words

High-Frequency Words

Name _____

state	replace	nine	ninety	side
sidewalk	face	outside	these	tadpole

A. Look at the spelling words in the box. Match each spelling word with the spelling of the vowel sound. Write the word.

a_e

1. _____

2. _____

3. _____

o_e

4. _____

e_e

5. _____

i_e

6. _____

7. _____

8. _____

9. _____

10. _____

B. A letter is missing from each spelling word below.

11. n□nety _____

14. th□se _____

12. tadp□le _____

15. f□ce _____

13. outs□de _____

Writing/Spelling
Connection

Look back through your writer's notebook for words you used that have CVCe spelling patterns. Check that you spelled them correctly. Fix any mistakes you find.

Name _____

place	replace	nine	ninety	side
sidewalk	face	outside	pole	tadpole

A. Look at the spelling words in the box. Match each spelling word with the spelling of the vowel sound. Write the word.

a_e

i_e

1. _____

6. _____

2. _____

7. _____

3. _____

8. _____

o_e

9. _____

4. _____

10. _____

5. _____

B. A letter is missing from each spelling word below. Write the missing letter in the box. Then write the spelling word correctly on the line.

11. n nety _____

14. p le _____

12. tadp le _____

15. f ce _____

13. outs de _____

Writing/Spelling Connection

Look back through your writer's notebook for words you used that have CVCe spelling patterns. Check that you spelled them correctly. Fix any mistakes you find.

Name _____

place	replace	nine	ninety	side
sidewalk	relate	outside	compete	tadpole

A. Look at the spelling words in the box. Match each spelling word with the spelling of the vowel sound. Write the word.

a_e

1. _____
2. _____
3. _____

i_e

6. _____
7. _____
8. _____
9. _____
10. _____

o_e

4. _____

e_e

5. _____

B. A letter is missing from each spelling word below. Write the missing letter in the box. Then write the spelling word correctly on the line.

- | | |
|--|--|
| 11. n <input type="text"/> nety _____ | 14. comp <input type="text"/> te _____ |
| 12. tadp <input type="text"/> le _____ | 15. rel <input type="text"/> te _____ |
| 13. outs <input type="text"/> de _____ | |

Writing/Spelling
Connection

Look back through your writer's notebook for words you used that have CVCe spelling patterns. Check that you spelled them correctly. Fix any mistakes you find.

Name _____

Trace the punctuation marks in the letter. Add the missing period and comma in the date.

Dec 5 2020

Dear Tess,

Will you come
over Sunday?

Please do! We
will have fun.

Your friend,

Alex

Copyright © McGraw-Hill Education. Permission is granted to reproduce for classroom use.

Name _____

Write a letter and sign your name. Don't forget to include a date.

Dear

Your friend,

Copyright © McGraw-Hill Education. Permission is granted to reproduce for classroom use.

Name _____

- The words ***the***, ***a***, and ***an*** are special adjectives called **articles**.
- Use ***a*** before words that begin with a consonant sound. Use ***an*** before words that begin with a vowel sound. Both are used only with singular nouns.
- Use ***the*** with singular and plural nouns to tell about a specific thing or group of things.

a caran old carthe car over there

Choose the correct article in ().

1. I told my dad I wanted (a, an) dog.
2. He said (a, an) puppy would be too hard to take care of.
3. But he said we could get (a, an) adult dog.
4. We went to (a, the) animal shelter on Main Street to look at dogs.
5. As soon as I saw Spot, I knew she was (a, the) best dog for us.
6. She was such (a, the) happy and friendly dog.



Use the sentences as a model. Write about what you want to be and where you want to live when you grow up. Use articles.

Program: CR20 Ancillaries	Component: Practice Book	Pdf Pass
Vendor: LDL	Grade: 2	

Name _____

- ***This, that, these, and those*** are special adjectives that tell how many and how close.
- Use ***this*** and ***that*** with singular nouns.
- Use ***these*** and ***those*** with plural nouns.

this bookthat lightthese wiresthose batteries**Choose the correct adjective in () to complete the sentence.**

1. (This, These) solar cells will make electricity.
2. The electricity runs through (this, these) wire.
3. Carla needs (that, those) things to build a solar cell.
4. (This, These) directions show how to build it.
5. How much power will (that, those) battery hold?
6. (These, This) cell will work in bright light.
7. (This, These) video shows how it works.
8. Should I throw out (that, those) boxes?

Connect to
Community

What are some special places to visit in your community? Write about what makes them special. Use articles and *this, that, these, and those* to describe the places.

Name _____

When you write a date, place a comma between the day of the month and the year.

I was born March 1, 2013.

If you include the day of the week, place a comma between it and the month.

Please come to my party Saturday, August 1.

If you continue the sentence after a date that has one or more commas in it, place a comma after the date.

I was born March 1, 2013, on my mom's birthday.

Please come to my party Saturday, August 1, at noon.

Rewrite the sentences. Add commas where they are needed.

1. My mom and dad got married January 31 2010.

2. We will go camping from Friday July 31 until Tuesday August 4.

3. My brother was born July 15 2011 and my sister was born March 11 2015.

Program: CR20 Ancillaries	Component: Practice Book	Pdf Pass
Vendor: LDL	Grade: 2	

Name _____

- Use the article **a** before words that begin with a consonant sound. Use the article **an** before words that begin with a vowel sound.
- Use **that** and **this** with singular nouns. Use **these** and **those** with plural nouns.

Draw a line below each mistake in the paragraph. Then rewrite the paragraph correctly on the lines.

I am writing an report about solar energy. It is a interesting topic. These kind of energy is made by the Sun. Solar cells change sunlight into energy. Batteries can store an energy until we need it. Mr. Ryan helped me with the report. He said solar cells work best in the sunny place like Arizona.

Copyright © McGraw-Hill Education. Permission is granted to reproduce for classroom use.

Name _____

A. Circle the correct word to complete each sentence.

1. Natural gas is one of (the, an) most useful fuels.
2. Natural gas can be used to heat (a, an) home.
3. It is sent through (a, an) set of underground pipes.
4. (A, An) underground pipe goes to every house where natural gas is used.
5. People in (an, the) house can stay warm all winter.

B. Circle the word that completes each sentence correctly.

6. (These, That) posters show that energy is important.
7. (This, Those) poster shows how coal is used.
8. I learned about solar energy from (that, these) pictures.
9. Show me (those, that) poster again, please.
10. (That, Those) drawings are great.

Copyright © McGraw-Hill Education. Permission is granted to reproduce for classroom use.

**Writing/Spelling
Connection**

Look back through your writer's notebook for places you used articles or *this, that, these, and those*. Check that you used them correctly.

Program: CR20 Ancillaries	Component: Practice Book	Pdf Pass
Vendor: LDL	Grade: 2	

Name _____

Look at this example of **context clues** in a paragraph. The underlined words help explain what the word *energy* means.

We use **energy** every day to do work. With energy, we can turn on a light, heat a home, cook food, and run a computer.

Read each paragraph. Write the meaning of the word in bold print. Underline the context clues that helped you.

1. Yes, energy can come from the ocean. There are not many ocean power plants right now. But the ocean is a big **source** of energy.

2. The ocean has high and low **tides**. This means the water rises and falls every twelve hours. This tidal energy can be used to make power.

3. The movement of ocean waves can run a machine built to produce power. The waves move up and down inside the machine. They spin parts of the machine. The machine makes **electricity**.

4. The water temperature on the ocean's **surface** is warmer than below. That's because the sun heats the water on top. Deep below the surface, the water is very cold.

Name _____

You can figure out the meaning of unfamiliar words by looking for **word roots**. Some English words have Greek or Latin roots.

cred = to believe spect = to look

port = to carry sta = to stand

struct = to build

Read each sentence. Circle the word root in each bold print word. Then write a definition for the word.

1. The Antarctic is an **incredible** place to explore.

2. One of the first jobs is to set up a research **station**, or base camp.

3. Some team members **construct** the camp's buildings.

4. They **transport** people and equipment to the camp.

5. Some people **inspect** the camp's electricity system to make sure it is working.

Program: CR20 Ancillaries	Component: PracticeBook	Pdf Pass
Vendor: LDL	Grade: 2	

A

Number Correct: _____

Adding and Subtracting by 2

1.	$0 + 2 =$	
2.	$2 + 2 =$	
3.	$4 + 2 =$	
4.	$6 + 2 =$	
5.	$8 + 2 =$	
6.	$10 + 2 =$	
7.	$12 + 2 =$	
8.	$14 + 2 =$	
9.	$16 + 2 =$	
10.	$18 + 2 =$	
11.	$20 - 2 =$	
12.	$18 - 2 =$	
13.	$16 - 2 =$	
14.	$14 - 2 =$	
15.	$12 - 2 =$	
16.	$10 - 2 =$	
17.	$8 - 2 =$	
18.	$6 - 2 =$	
19.	$4 - 2 =$	
20.	$2 - 2 =$	
21.	$2 + 0 =$	
22.	$2 + 2 =$	

23.	$2 + 4 =$	
24.	$2 + 6 =$	
25.	$2 + 8 =$	
26.	$2 + 10 =$	
27.	$2 + 12 =$	
28.	$2 + 14 =$	
29.	$2 + 16 =$	
30.	$2 + 18 =$	
31.	$0 + 22 =$	
32.	$22 + 22 =$	
33.	$44 + 22 =$	
34.	$66 + 22 =$	
35.	$88 - 22 =$	
36.	$66 - 22 =$	
37.	$44 - 22 =$	
38.	$22 - 22 =$	
39.	$22 + 0 =$	
40.	$22 + 22 =$	
41.	$22 + 44 =$	
42.	$66 + 22 =$	
43.	$888 - 222 =$	
44.	$666 - 222 =$	

A

Number Correct: _____

Adding and Subtracting by 3

1.	$0 + 3 =$	
2.	$3 + 3 =$	
3.	$6 + 3 =$	
4.	$9 + 3 =$	
5.	$12 + 3 =$	
6.	$15 + 3 =$	
7.	$18 + 3 =$	
8.	$21 + 3 =$	
9.	$24 + 3 =$	
10.	$27 + 3 =$	
11.	$30 - 3 =$	
12.	$27 - 3 =$	
13.	$24 - 3 =$	
14.	$21 - 3 =$	
15.	$18 - 3 =$	
16.	$15 - 3 =$	
17.	$12 - 3 =$	
18.	$9 - 3 =$	
19.	$6 - 3 =$	
20.	$3 - 3 =$	
21.	$3 + 0 =$	
22.	$3 + 3 =$	

23.	$6 + 3 =$	
24.	$9 + 3 =$	
25.	$12 + 3 =$	
26.	$15 + 3 =$	
27.	$18 + 3 =$	
28.	$21 + 3 =$	
29.	$24 + 3 =$	
30.	$27 + 3 =$	
31.	$0 + 33 =$	
32.	$33 + 33 =$	
33.	$66 + 33 =$	
34.	$33 + 66 =$	
35.	$99 - 33 =$	
36.	$66 - 33 =$	
37.	$999 - 333 =$	
38.	$33 - 33 =$	
39.	$33 + 0 =$	
40.	$30 + 3 =$	
41.	$33 + 3 =$	
42.	$36 + 3 =$	
43.	$63 + 33 =$	
44.	$63 + 36 =$	

Problem 1

Dante had some money in a jar. He puts 8 nickels into the jar. Now he has 100 cents. How much money was in the jar at first?

Problem 2

To ride the Mega Mountain roller coaster, riders must be at least 44 inches tall. Caroline is 57 inches tall. She is 18 inches taller than Addison.

How tall is Addison?

How many more inches must Addison grow to ride the roller coaster?

Problem 3

Liza, Cecilia, and Dylan are playing soccer. Liza and Cecilia are 120 feet apart. Dylan is in between them. If Dylan is standing the same distance from both girls, how many feet is Dylan from Liza?

1	2	3	4	5	6	7	8	9	10
11	12	13	14	15	16	17	18	19	20
21	22	23	24	25	26	27	28	29	30
31	32	33	34	35	36	37	38	39	40
41	42	43	44	45	46	47	48	49	50
51	52	53	54	55	56	57	58	59	60
61	62	63	64	65	66	67	68	69	70
71	72	73	74	75	76	77	78	79	80
81	82	83	84	85	86	87	88	89	90
91	92	93	94	95	96	97	98	99	100

TEN FRAMES

Studies WeeklyTM

Trailblazer

GRADE
2

Be Healthy

How can you stay healthy? Eat the right foods to have lots of energy. Exercise your body every day to keep it strong. Get plenty of sleep to feel rested and alert in school.

See Primary-Source
Related Media...



www.s-w.co/S2-14

Be Healthy


You should be active for about an hour every day. At school you can have fun at recess and in P.E. On weekends, you can play a sport or take a dance class. How do you get your exercise?

Your body needs rest, too. You should sleep for at least ten hours every night. Try to go to bed and get up at the same time every day. Your muscles will be ready for exercise. Your brain will be ready for a great day at school.



No one likes to be sick. You can help your body stay healthy. Wash your hands often. Don't share a glass or spoon with a friend. Get a check-up once a year. Doctors and nurses can help you get better if you are hurt or sick. Doctors and nurses can work in offices or in a hospital.

Look & Learn



“My Plate” shows us which foods to eat often and which foods to eat less often.

Circle yes if the sentence is true. Circle no if it is not true.

The red part of the plate stands for fruits.

yes

no

You should eat more dairy than vegetables.

yes

no

Talk to your friends about how “My Plate” can help us eat right and be healthy.

Eating the right food is important. Healthy foods will give you energy.



Fruits and vegetables give your body vitamins and minerals. You can get protein for strong muscles from lean meat and beans. Low-fat milk, cheese and yogurt help keep your bones and teeth strong.

Yogurt on a Stick

What You Need

- low-fat yogurt (any fruit flavor)
- a 5-ounce paper cup
- 1 small wooden craft stick
- plastic wrap



What to Do

1. Spoon yogurt into the cup until it is about $\frac{3}{4}$ full.
2. Use the craft stick to poke a hole in the center of a small square of plastic wrap. Cover the yogurt with the plastic wrap.
3. Put the craft stick through the hole in the plastic wrap and into the yogurt. The stick should stand up straight.
4. Put the yogurt in the freezer. Leave it overnight.
5. Take the yogurt out of the freezer. Take off the plastic wrap and peel off the paper cup.
6. Enjoy your healthy snack!

Use the labels on the yogurt container to answer the questions:

1. How many ounces are in the container? _____
2. How many ounces are in one serving? _____
3. How many calories are in one serving? _____
4. How many grams of fat are in one serving? _____
5. How many grams of calcium are in one serving? _____
6. How many grams of protein are in one serving? _____

Health Facts

Read each sentence. Circle **true** if the sentence tells something that is correct. Circle **false** if the sentence tells something that is not correct.

1. You should sleep for at least ten hours every night.

true

false

2. You should be active for about five minutes every day.

true

false

3. Fruits and vegetables give your body vitamins and minerals.

true

false

4. Healthy food will give you energy.

true

false

5. You do not need to exercise to keep your body strong.

true

false

Fill in the blanks. Use the words below.

sleep

meat

bones

6. You can get protein for strong muscles from lean _____ and beans.

7. Low-fat milk, yogurt and cheese help keep your _____ and teeth strong.

8. You should get plenty of _____
to feel rested and alert in school.

Standards Covered: RI.2.4

Second Grade

FOURTH QUARTER • WEEK 19
N2-4

Studies WeeklyTM

GRADE
2

Rights and Responsibilities



Americans believe that everyone should have equal rights. No one should be treated differently because of their age, abilities, race, religion or gender. (Gender means whether a person is a man or a woman).

One of our most important rights is the right to free speech. Free speech is the right to express your thoughts and opinions. Free speech does not mean we can say anything we want to. We have the responsibility to tell the truth. We have the responsibility to use our words to make things better and not to hurt others.

Rights and Responsibilities



A mayor is the leader of a city. The people who live in a city vote for the person they want to be the mayor. A mayor has the

responsibility to listen to the citizens. Mayors must do their best to make the city clean and safe for everyone. Most mayors have lots of people who help them every day.



City commissioners are people who help the mayor make decisions. The citizens vote for the people they


want to be city commissioners. Many people have jobs that help make our cities great places to live. Police officers and firefighters help keep the city safe. Waste collectors help keep the city clean.

Everyone has the right to live in a safe, clean community. But it takes hard work to make a community a good place to live. Everyone who lives in a community must work together. We all have a responsibility to do everything we can to keep our community clean and safe.

These standards are representative of common second grade social studies curriculum standards. Please use them as a guideline to determine which of your state's standards are addressed. You may view a detailed correlation of your state's social studies standards with this publication at studiesweekly.com.



American citizens who are at least 18 years old have the right to vote. They elect the leaders of their city, state and country. Voting is an important responsibility, too. In some countries, citizens do not have the right to vote.



In the 1960s, a senator from Wisconsin started to worry that people were not taking very good care of the Earth. Senator Gaylord Nelson decided to try to get people

to work together to stop pollution and protect the Earth.

The first Earth Day was celebrated on April 22, 1970. Now Americans celebrate Earth Day in April every year.



You can do many things to help make your community clean and safe. You can pick up trash. You can recycle bottles, cans and newspapers. You can follow the rules that help keep you safe, like wearing a bicycle helmet. What other ways can you think of?



Long ago, many children worked in factories. Factories are places where things are made. They had to work

every day except Sunday and could not go to school. Many children worked in mills where cloth was made, and many boys worked in mines.



Name _____

Word Search

Word Bank

- mayor
- right
- vote
- factory
- earth
- recycle

V	R	R	I	G	H	T	J	V
S	O	E	I	Z	Y	R	Y	S
W	X	T	C	X	B	R	R	Y
Y	C	Y	E	Y	O	L	P	H
V	G	H	F	T	C	F	J	M
P	C	D	C	I	H	L	W	A
A	F	A	X	J	P	E	E	Y
O	F	P	R	K	A	N	T	O
E	A	R	T	H	X	B	V	R

Write a sentence about some ways you and your family can help protect the Earth.

Put these sentences in order by writing a number on the line next to each sentence.

- _____ Many Americans celebrate Earth Day in April every year.
- _____ Senator Gaylord Nelson decided to try to get people to work together to protect the Earth.
- _____ The first Earth Day happened on April 22, 1970.
- _____ A senator from Wisconsin started to worry that people were not taking very good care of the Earth.



Name: _____

Date: _____

Seek and Find!

Question	Where can you find it?	The Answer is ...
What is one of our most important rights?	Front Cover, line 1	
How old do you have to be to vote?	Voting Article, line 2	
What do city commissioners do?	City Commissioner Article, lines 1 and 2	
What is an appointed official?	City Official Article, lines 3 and 4	
What is an example of community service?	Community Article, lines 13-15	
What was made in mills?	Factory Article, lines 7 and 8	

Name: _____

Date: _____

Weekly Literacy Connection

A pronoun is a word that takes the place of a noun. Write the pronoun on the line that best fits in each sentence.

1. _____ have a responsibility to keep our
(Us We) community clean.
2. It is respectful to keep your hands and feet to _____.
(yourself herself)
3. Jeremiah prefers to play at recess by _____.
(myself himself)
4. I will give _____ three days to finish cleaning
this yard. (ourselves myself)
5. Lynn makes responsible decisions for _____.
(herself yourselves)
6. When we are 18 years old, we can vote for _____.
(himself ourselves)

Correct the sentence. Rewrite it on the lines below.

7. in america, we believe everyone shuld have equal rites
-
-

Name: _____ Date: _____

Fill in the circle next to the best answer.

1. _____ is the right to express your thoughts and opinions.

- Ⓐ Free ride
- Ⓑ Free education
- Ⓒ Free speech

2. The leader of a city is known as the _____.

- Ⓐ mayor
- Ⓑ president
- Ⓒ governor

3. You must be at least _____ years old to vote.

- Ⓐ 21
- Ⓑ 18
- Ⓒ 35

4. A place where things are made is called a _____.

- Ⓐ school
- Ⓑ church
- Ⓒ factory

5. Keeping a community clean is a _____ of all citizens.

- Ⓐ respect
- Ⓑ responsibility
- Ⓒ right

6. An _____ official is chosen through voting.

- Ⓐ elected
- Ⓑ appointed
- Ⓒ excited

7. Look at this photograph.
What are these kids doing?



- Ⓐ going to school
- Ⓑ playing
- Ⓒ going to work

continued...

Fill in the Blank

8. _____ help the mayor make decisions.

9. The first _____ was celebrated in 1970.

10. Senator Nelson wanted to protect the Earth and stop
_____.

Wayne-Westland Community Schools
Elementary Art
Distance Learning Lessons

Week of 6/1/20

COLOR WHEEL SCAVENGER HUNT




DIRECTIONS:

Create a color wheel, with the primary and secondary colors, using items you collect around your home. This could be a tabletop color wheel, using items like: crayons, Legos, action figures, etc., or the color wheel could be created on the floor, using larger items, such as: books, clothing, pillows, etc.

Make sure you put the colors in the correct order (see examples.) It is O.K. to use items that are 'mostly' the color you're searching for, although solid colors are best. Different values (light & dark) of the colors are also fine, such as: light blue, medium blue & dark blue.

This project could be worked on by a single student, but 2 or more students in the same household, even if they are in different grades, may work together to create the project.

COLOR RESOURCES:



YouTube Videos:

This short video provides a basic review of primary colors (Kindergarten), secondary colors(1st grade), tints and shades (2nd grade), and tertiary colors (5th grade): <https://www.youtube.com/watch?v=1IYgcwmc4XU>

Warm and Cool Colors (3rd grade):

<https://www.youtube.com/watch?v=LhtJ6Eeqm90>

Complementary Colors (4th grade):

<https://www.youtube.com/watch?v=qv70Y9X-wZM>(Primary Colors, Secondary Colors, Tertiary Colors, Warm/Cool, Complementary Colors)

[How to Mix 3 Colors to Make a Rainbow - Science Experiments for Kids - Primary Colors](#) Fun science experiment about color!

[Peep and the Big Wide World: A Peep of a Different Color](#) Short movie about color and coloring mixing.

[Sesame Street: OK Go - Three Primary Colors](#) “OK go” Primary Color song.

[The Colors Song | Art Songs | Scratch Garden](#) “The Color Song” about Primary, Secondary, and warm and cool colors.

[Comparing Warm and Cool Colors | ArtQuest | NPT](#) Warm and Cool Colors

https://www.youtube.com/watch?v=fph81KVY6f8&disable_polymer=true “The Advanced Color Song” about Primary, Secondary, Tertiary, Complementary colors and more!

(Songs about Value, Shades & Tints)

[The Value Song | Art Songs | Scratch Garden](#)

[Tints and Shades](#)

Books:

[Mix It Up](#)

<https://www.storyjumper.com/book/read/59596375/THE-COLOR-WHEEL#page/2>

<https://www.storyjumper.com/book/read/15300622/Color-My-World#page/26>

Games:

[Color — Method of Action](#)

[Free Art Game for Kids- Interactive Colorwheel](#)

[Free Art Game for Kids-- Paint Drip Catch](#)

[Paint - Digital Painting Skills • ABCya!](#)

[Free Draw: Online Art and Creativity Game for Kids](#)

We would love to see your creations! You can post photos of them to your Dojo story or email them directly to your art teacher!

Ms. Huhn huhnb@wwcsd.net

Ms. Kurtz kurtzd@wwcsd.net

Mrs. Windley WindleyA@wwcsd.net

Ms. Peck peckme@wwcsd.net

Mrs. Smith smitha@wwcsd.net

Mr. Wilburn wilburnp@wwcsd.net

Wayne-Westland Physical Education Elementary Distance Learning Lessons

Week of June 1st

Move It Monday

We're gonna start this week out by playing follow the leader. Get your family together and take turns being the 'leader'. Everyone follows along behind the leader doing what they are doing. Some examples could be skipping, galloping, jogging, hopping, jumping, skipping, crawling or moving like different animals. Take turns being the leader and be creative!

Turn It Up Tuesday

Time to get moving! Click on the link below and get a great workout! Invite your family to join in on the fun too!

[Kids Circuit Workout](#)

Walk Around Wednesday

Get outside and walk around your backyard, around your block or around your neighborhood. Walk at a fast pace for at least 30 minutes to get your heart pumping! Being outside and in the sun helps your body produce vitamin D which gives you energy and makes you feel better!

Team Spirit Thursday

Put on your favorite school t-shirt and do some curl ups (also called sit-ups).

[Curl Up Demonstration](#)

[Curl Up Cadence](#)

Fun Time Friday

Today we are going to have a nature scavenger hunt. You can take this nature walk in your backyard, around your neighborhood or at a nearby park. First you are going to make the list of things that you are going to find. Some ideas could be pinecones, different types of leaves, different shaped twigs or rocks, something that is red or any color you pick, something that looks like a specific shape, something that is round or flat, maybe you have to spot a certain flower or a certain bird or animal. Whatever you choose, make the list with the person you are going to take this walk with. Then when you get back, you can talk about all the different things you found or saw! Have fun!

Kdg - 2nd Grade Media Choice Board

Please choose **ONE** activity to do **per WEEK**

These can be completed in any order - Just try to complete one box a week!

We Miss you!

Choose reading, letter, math, strategy or skills games:

<https://www.abcya.com/>

Practice mouse skills:

<http://mousepractice.altervista.org/>

Listen to online stories:

- <https://www.storylineonline.net/>
- <https://pbskids.org/games/reading/>
- https://www.weareteachers.com/storytime/?utm_source=WAT_MDR&utm_medium=CVEnews&utm_campaign=WAT_Enews03182020

Practice typing skills:

- [Typingclub.com](https://www.typingclub.com) (If you cannot remember your login for typing club, just click on **get started** and choose a lesson to practice your typing skills.)
- <https://typetastic.com/>
- <https://www.typing.com/student/game/keyboard-jump>
- <https://www.typing.com/student/game/keyboard-ninja>
- <https://www.typing.com/student/game/type-a-balloon>
- https://www.abcya.com/games/kids_typing_game
- https://www.abcya.com/games/cup_stack_typing_game

Internet Safety: Watch these videos on how to be safe using the internet.

- My Online Neighborhood

<https://www.youtube.com/watch?v=oPHOsCnjMU4>

- Faux Paws Adventures in the Internet

<https://www.youtube.com/watch?v=gPse7dcXwrU>

Extra Websites:

- www.roomrecess.com
- <https://kids.sandiegozoo.org/>
- <https://classroommagazines.scholastic.com/support/learnat home.html>

1st and 2nd Grade:

Create a doc on any topic. Change font size, style and color. Add an image if you'd like.

Some examples...

- What is your favorite part about learning at home?
- What do you miss about school?
- Write about any special celebrations.
- Write about how you have been creative. What did you create?
- How have you helped your family?