


# 2nd Grade

## June 8 - June 12



# MY 2020 COVID-19 TIME CAPSULE




BY: \_\_\_\_\_

# YOU ARE LIVING THROUGH HISTORY RIGHT NOW

TAKE A MOMENT TO FILL IN THESE PAGES FOR YOUR FUTURE SELF TO LOOK BACK ON. AND HERE ARE SOME OTHER IDEAS OF THINGS TO INCLUDE:

- |  |   |
|--|---|
| <input type="checkbox"/> SOME PHOTOS FROM THIS TIME        | <input type="checkbox"/> ANY ART WORK YOU CREATED |
| <input type="checkbox"/> A JOURNAL OF YOUR DAYS            | <input type="checkbox"/> FAMILY / PET PICTURES    |
| <input type="checkbox"/> LOCAL NEWSPAPER PAGES OR CLIPPING | <input type="checkbox"/> SPECIAL MEMORIES         |



DRAW A PICTURE OF THE PEOPLE YOU ARE SOCIAL DISTANCING WITH HERE

# ♥♥ ALL ABOUT ME ♥♥

I AM

\_\_\_\_\_  
YEARS  
OLD

I STAND

\_\_\_\_\_  
INCHES  
TALL

I WEIGH

\_\_\_\_\_  
POUNDS

SHOE SIZE

\_\_\_\_\_

## MY FAVOURITES

TOY: \_\_\_\_\_

COLOUR: \_\_\_\_\_

ANIMAL: \_\_\_\_\_

FOOD: \_\_\_\_\_

SHOW: \_\_\_\_\_

MOVIE: \_\_\_\_\_

BOOK: \_\_\_\_\_

ACTIVITY: \_\_\_\_\_

PLACE: \_\_\_\_\_

SONG: \_\_\_\_\_

## MY BEST FRIEND/S:


\_\_\_\_\_  
\_\_\_\_\_  
\_\_\_\_\_

## WHEN I GROW UP I WANT TO BE:

\_\_\_\_\_  
\_\_\_\_\_

DATE:

# HOW I'M FEELING



HOW MY FACE LOOKS



I AM MOST THANKFUL FOR

---

---

---

WORDS TO DESCRIBE HOW I FEEL:

WHAT I HAVE LEARNT MOST  
FROM THIS EXPERIENCE:

---

---

---

---

---

THE 3 THINGS I AM MOST EXCITED TO DO WHEN THIS IS OVER:

1

---

---

---

2

---

---

---

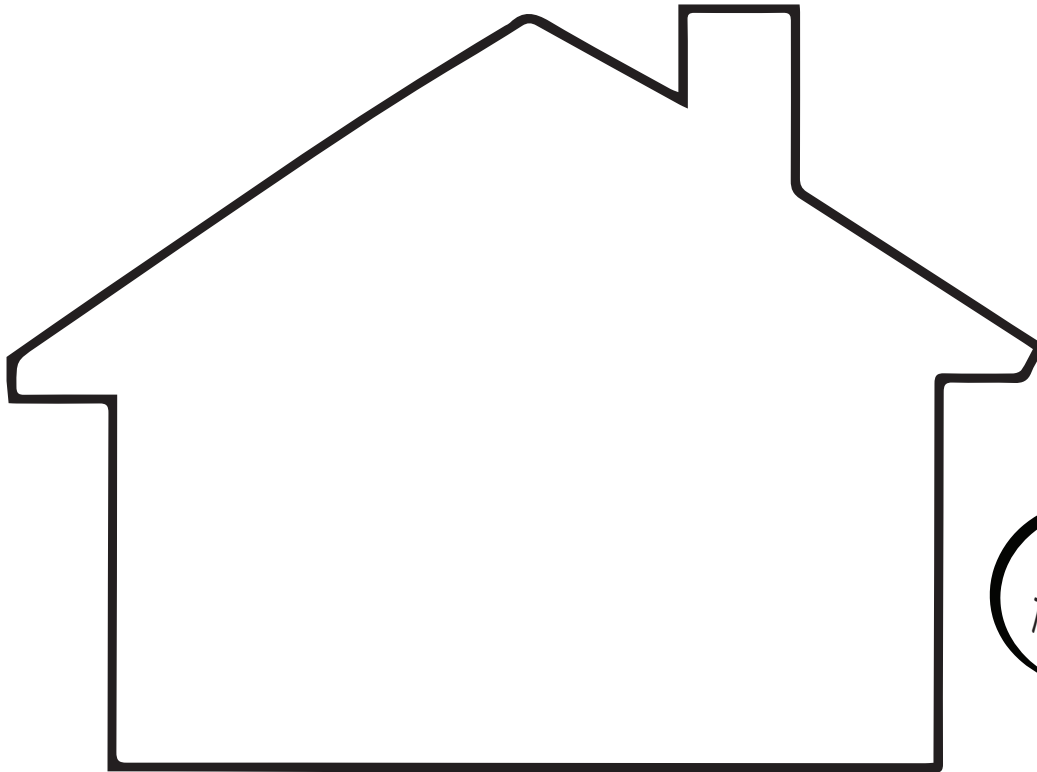
3

---

---

---

# MY COMMUNITY



COLOUR THIS HOUSE  
TO LOOK LIKE YOURS

WHERE I AM LIVING DURING THIS TIME:



WHAT THINGS ARE YOU DOING TO HELP FEEL CONNECTED/HAVE FUN  
OUTSIDE (e.g hearts in windows, chalk notes on sidewalk, etc)

---

---

---

---

---

HOW ARE YOU CONNECTING WITH OTHERS?



YOU ARE NOT STUCK AT HOME,  
YOU ARE SAFE AT HOME!



WHAT I AM DOING  
TO KEEP BUSY:

# OUR HANDPRINTS



PRINT THE HANDS OF ALL THE PEOPLE LIVING IN YOUR HOME  
(IN DIFFERENT COLOURS) AND PLACE YOUR HANDS HERE



# SPECIAL OCCASIONS

WHAT OCCASIONS DID YOU CELEBRATE DURING THIS TIME?  
WRITE THE LIST DOWN HERE AND WHAT YOU DID TO CELEBRATE  
(E.G. ST. PATRICK'S DAY, EASTER, BIRTHDAYS, ANNIVERSARIES)

EVENT	DATE	HOW YOU CELEBRATED

# LETTER TO MYSELF


DEAR,

LOVE,

# INTERVIEW YOUR PARENTS

WHAT HAS BEEN THE BIGGEST CHANGE?

HOW ARE YOU FINDING HOMESCHOOLING?



DAYS SPENT INSIDE

HOW ARE YOU FEELING?

YOUR TOP 3 MOMENTS FROM THIS EXPERIENCE:

1. \_\_\_\_\_
2. \_\_\_\_\_
3. \_\_\_\_\_

WHAT ACTIVITIES/HOBBIES HAVE YOU MOST ENJOYED DOING?

WHAT ARE YOU MOST THANKFUL FOR?

WHAT TV SHOW YOU WATCHED : \_\_\_\_\_

YOUR NEW FOUND FAVOURITE INSIDE FAMILY ACTIVITY:

FAVOURITE FOOD TO BAKE: \_\_\_\_\_

FAVOURITE TIME OF DAY: \_\_\_\_\_

GOAL/S FOR AFTER THIS:

# LETTER FROM YOUR PARENTS

DEAR,

LOVE,

## Second Grade Writing Prompts

### Opinion Essay Writing Prompts

Second graders should write opinion pieces that introduce their topic and provide reasons to support their opinion, using words such as *because* and *and* to connect their reasoning. The paper should include a conclusion sentence.

1. **Fun and Games.** What is your favorite game to play? Why is it better than other activities?
2. **Bedtime Tales.** What is the best bedtime story your mom or dad has ever read to you? What made it the best?
3. **Travel Stops.** If you could choose to stay in a tent, an RV, or a fancy hotel while traveling with your family, which would you choose and why?
4. **Playground Fun.** What is the very best piece of equipment on your school's playground? What makes it the best?
5. **Exotic Pets.** If you could choose any wild animal for a pet, what would you choose and why?
6. **Study Choice.** Your teacher has asked you to decide what topic the class studies next. What do you pick and why?
7. **Favorite subject.** Which school subject is your favorite and why?
8. **Yucky or Yummy.** Write about a food that you like but most people don't. Why should people give it a chance?
9. **Play Time.** Should your school give kids a longer recess time? Why or why not?
10. **Digital or Print.** Which is better for reading, a printed book or a tablet?
11. **Allergies.** Are you allergic to anything? Why is it important for people to know about your allergy?
12. **Drinks.** Do you like milk? Soda? Lemonade? Name your favorite drink and give three reasons why it's your favorite.
13. **Best Day.** What is your favorite day of the week? Write an essay including three reasons why that day is the best.

# Expository Essay Writing Prompts

Expository essays inform the readers about a specific topic. Second grade students should introduce their topic and provide facts, definitions, or steps to develop their point.

1. **School Day.** You have a younger sibling who hasn't started school yet. Tell him or her about a typical school day.
2. **Class Pet.** Your class gets to choose a classroom pet for the year. Name an animal that you think would make a good choice and explain its needs (such as food, habitat, temperature).
3. **Favorite Food.** What is your favorite food? Describe it as if no one else has ever seen or tasted it.
4. **Seasonal Fun.** Pick a season, like summer or fall, and describe your favorite activity during that season.
5. **If You Build It.** Think of a time when you saw something being built (like a house, a new road, or even a snowman). Explain the stages of the building process.
6. **Famous Firsts.** Think about a famous first like the first person to walk on the moon or the first person to sail around the world. Explain why this first was so important.
7. **Famous People.** Choose a famous person and explain what he or she did to become famous.
8. **Past Parties.** Think of the best party you've ever attended and explain what made it the best.
9. **Favorite Film.** Choose your favorite animated film of all time and explain why you love it.
10. **Bedtime.** Explain why it's important to get plenty of sleep every night.
11. **Funny Pet Tricks.** Describe an unusual trick that your pet can do.
12. **Holiday Happenings.** Select a popular holiday and explain why or how people celebrate it.
13. **Smelly Tale.** Every place has different smells, good or bad. Describe two or three smells you associate with your home or school.

## A

Number Correct: \_\_\_\_\_

## Subtraction Patterns

1.	$10 - 1 =$	
2.	$10 - 2 =$	
3.	$20 - 2 =$	
4.	$40 - 2 =$	
5.	$10 - 2 =$	
6.	$11 - 2 =$	
7.	$21 - 2 =$	
8.	$51 - 2 =$	
9.	$10 - 3 =$	
10.	$11 - 3 =$	
11.	$21 - 3 =$	
12.	$61 - 3 =$	
13.	$10 - 4 =$	
14.	$11 - 4 =$	
15.	$21 - 4 =$	
16.	$71 - 4 =$	
17.	$10 - 5 =$	
18.	$11 - 5 =$	
19.	$21 - 5 =$	
20.	$81 - 5 =$	
21.	$10 - 6 =$	
22.	$11 - 6 =$	

23.	$21 - 6 =$	
24.	$91 - 6 =$	
25.	$10 - 7 =$	
26.	$11 - 7 =$	
27.	$31 - 7 =$	
28.	$10 - 8 =$	
29.	$11 - 8 =$	
30.	$41 - 8 =$	
31.	$10 - 9 =$	
32.	$11 - 9 =$	
33.	$51 - 9 =$	
34.	$12 - 3 =$	
35.	$82 - 3 =$	
36.	$13 - 5 =$	
37.	$73 - 5 =$	
38.	$14 - 6 =$	
39.	$84 - 6 =$	
40.	$15 - 8 =$	
41.	$95 - 8 =$	
42.	$16 - 7 =$	
43.	$46 - 7 =$	
44.	$68 - 9 =$	

## A

Number Correct: \_\_\_\_\_

## Subtraction Patterns

1.	$8 - 1 =$	
2.	$18 - 1 =$	
3.	$8 - 2 =$	
4.	$18 - 2 =$	
5.	$8 - 5 =$	
6.	$18 - 5 =$	
7.	$28 - 5 =$	
8.	$58 - 5 =$	
9.	$58 - 7 =$	
10.	$10 - 2 =$	
11.	$11 - 2 =$	
12.	$21 - 2 =$	
13.	$61 - 2 =$	
14.	$61 - 3 =$	
15.	$61 - 5 =$	
16.	$10 - 5 =$	
17.	$20 - 5 =$	
18.	$30 - 5 =$	
19.	$70 - 5 =$	
20.	$72 - 5 =$	
21.	$4 - 2 =$	
22.	$40 - 20 =$	

23.	$41 - 20 =$	
24.	$46 - 20 =$	
25.	$7 - 5 =$	
26.	$70 - 50 =$	
27.	$71 - 50 =$	
28.	$78 - 50 =$	
29.	$80 - 40 =$	
30.	$84 - 40 =$	
31.	$90 - 60 =$	
32.	$97 - 60 =$	
33.	$70 - 40 =$	
34.	$72 - 40 =$	
35.	$56 - 4 =$	
36.	$52 - 4 =$	
37.	$50 - 4 =$	
38.	$60 - 30 =$	
39.	$90 - 70 =$	
40.	$80 - 60 =$	
41.	$96 - 40 =$	
42.	$63 - 40 =$	
43.	$79 - 30 =$	
44.	$76 - 9 =$	

### **Problem 1**

Mike, Dennis, and April all collected coins from a parking lot. When they counted their coins, they had 24 pennies, 15 nickels, 7 dimes, and 2 quarters. They put all the pennies into one cup and the other coins in another.

Which cup has more coins? How many more?

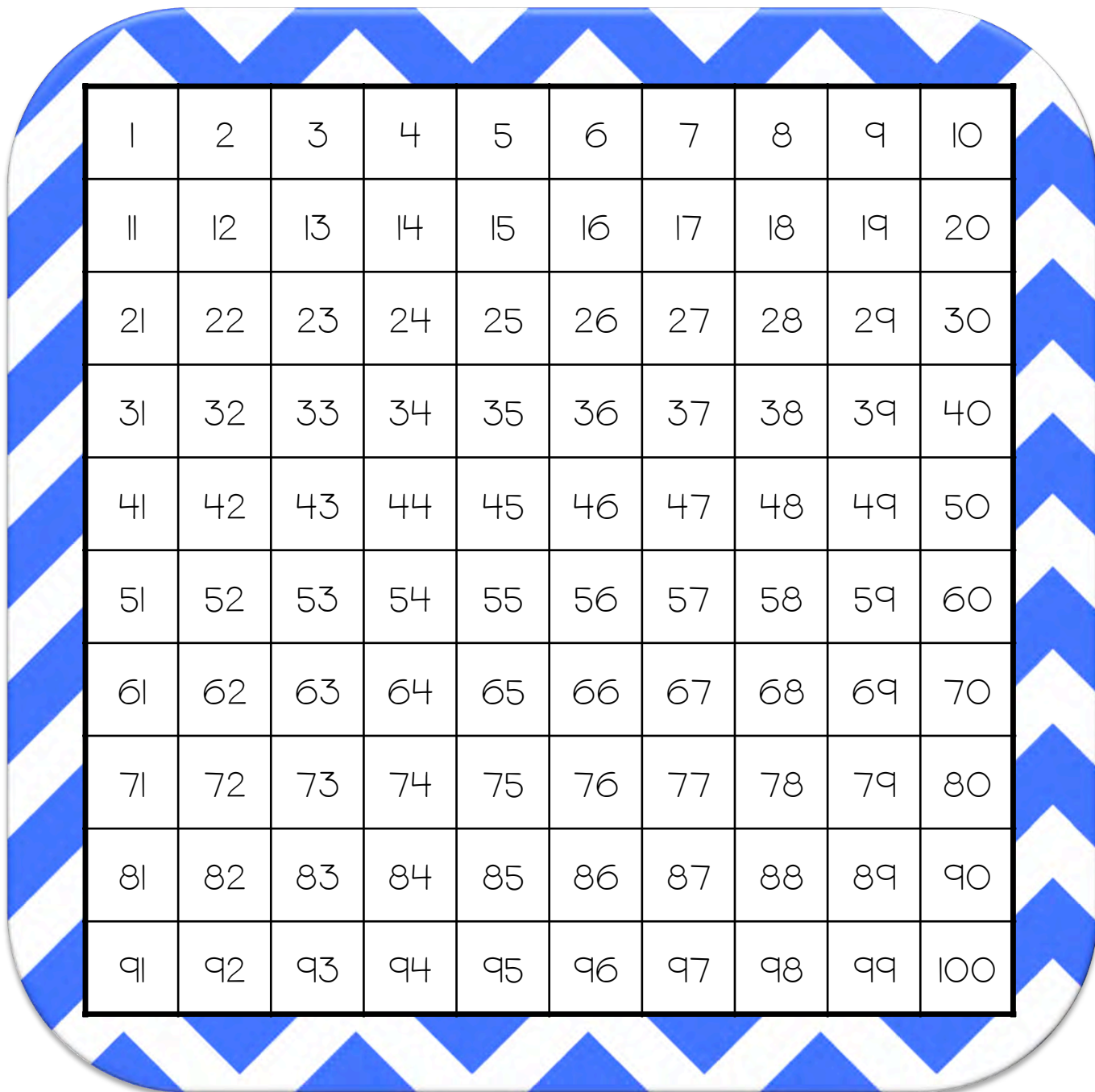
## **Problem 2**

Judy bought an MP3 player and a set of earphones. The earphones cost \$9, which is \$48 less than the MP3 player.

How much change should Judy get back if she gave the cashier a \$100 bill?

### **Problem 3**

Frank has 19 fewer cubes than Josie. Frank has 56 cubes. They want to use all of their cubes to build a tower. How many cubes will they use?



# TEN FRAMES

!	!	!	!	!
!	!	!	!	!

!

!	!	!	!	!
!	!	!	!	!

!

# Study Weekly

## Trailblazer

GRADE

2

# Families

All living things depend on other living things to survive. Many people and animals depend on their families. Families can be large or small. Families are groups of living things that are related to each other in some way.

See Primary-Source  
Related Media...



[www.s-w.co/S2-15](http://www.s-w.co/S2-15)



# Families

Scientists put animals into groups. The animals in the groups are alike in some ways. Some animal groups are called families.



Many people have dogs as pets. Pet dogs are part of the same animal family as coyotes, wolves and foxes. Scientists call these animals canids. Members of the dog family have large teeth and eat mostly meat. Some members of the dog family hunt in packs.



There are many different families of lizards. Geckos, iguanas, Komodo dragons and Gila monsters are all lizard families. Many lizards eat plants and insects. Large lizards eat animals like deer and other lizards. Most lizards do not harm people. Komodo dragons and Gila monsters can be dangerous.

## ***Look & Learn***

There are 17 different kinds of penguins on Earth. The largest penguins are emperor penguins. They can grow to be almost four feet tall and weigh up to 90 pounds. Little penguins are the smallest penguins. They can grow to be about 16 inches tall. They only weigh about two pounds. Penguins eat fish, squids and krill. Krill are similar to shrimp.



Some baby animals look very much like their parents. Some baby animals look very different from their parents. Look at these pictures. How is the baby frog similar to an adult frog? How is it different? Talk to your friends about how they are alike and different.



A baby frog is called a tadpole. Tadpoles hatch from eggs.

## Scents Make Sense

Your sense of smell is important. You might recognize the smell of a yummy pizza cooking in the kitchen, your mom's perfume or the flowers in your yard. Smell is part of taste, too.

### What You Need

- grated fruits and vegetables (Your teacher will choose some.)
- small paper plates
- plastic spoons or forks
- a napkin
- a blindfold

### What to Do

1. Put on the blindfold. Make sure that you cannot see.
2. Hold your nose tightly, so that you cannot smell the food.
3. Your teacher will give you a small plate with some food on it. You may need a friend to help you get a spoonful of the food.
4. Put the food in your mouth, but don't chew it or swallow it yet. Roll it around on your tongue. What do you taste?
5. Chew and swallow the food or spit it into a napkin if you want to.
6. Keep the blindfold on and keep holding your nose. One at a time, taste the other foods. What do you taste? How many foods did you recognize? \_\_\_\_\_

## Fill in the blanks

1. All living things \_\_\_\_\_ on other living things to survive.
2. Wolves are part of the \_\_\_\_\_ family.
3. A baby frog is called a \_\_\_\_\_.

### Word Bank

- dog
- tadpole
- depend

## Family Characteristics

Every family has characteristics that show how they are alike in certain ways. Look at each family below. Circle the words in the each of the boxes that go along with that family.

### Canids

penguins	eats mostly meat	coyotes
wolves	hunt in packs	eats fruits
large teeth	no hair	foxes
kittens	dogs	tadpoles

### Reptiles

turtle	fish	Komodo dragons
lizards	eats plants	snakes
breathe under water	eats insects	eats deer
hens	monkeys	Gila monsters

### Amphibians

frogs	breathes air	salamanders
iguanas	eats vegetables	lots of fur
breathes under water	toads	long beaks
geckos	squids	puppies

Second Grade

FOURTH QUARTER • WEEK 20

# Studies Weekly<sup>TM</sup>

GRADE  
2

## Scientists and Inventors

Orville Wright

Wilbur Wright

The Wright brothers changed the way people travel.

Scientists and inventors have changed the world in big and small ways.



Scan this to earn points!



Alexander Graham Bell changed the way people communicate when he invented the telephone.



George Washington Carver showed people better ways to grow crops and created hundreds of uses for peanuts.



In 1905, Madame C. J. Walker invented a new way to take care of African American women's hair.


# Scientists and Inventors



**Benjamin Banneker** studied the stars and planets. He predicted a solar eclipse would happen on April 14, 1789, and he was right.



**Margaret (Mattie) Knight** was only 12 when she started inventing things. In 1868, she invented a machine to make paper grocery bags.



**Benjamin Franklin** is famous for his experiments with electricity. He also invented bifocals (eyeglasses) and the first lightning rod.



**Carlos Finlay** was a Cuban doctor who helped prove that mosquitos carry yellow fever.

These standards are representative of common second grade social studies curriculum standards. Please use them as a guideline to determine which of your state's standards are addressed. You may view a detailed correlation of your state's social studies standards with this publication at [studiesweekly.com](http://studiesweekly.com).

**Did you know Thomas Edison created more than 1,000 inventions?**



**He invented the light bulb, the film projector and the phonograph. A phonograph is a machine that records sounds and plays them back.**



**When Benjamin Franklin and Benjamin Banneker were young, America was a new country. What did kids do for fun back then? There were no televisions or video games. Children played games like hopscotch, tag and hide-and-seek. They also played with kites and yo-yos.**



**Some inventions were discovered accidentally. One day, Ruth Wakefield wanted to make chocolate cookies, but she didn't have the right kind of chocolate. She chopped up a chocolate candy bar and stirred it into the cookie dough. The bits of chocolate didn't melt, and the chocolate chip cookie was born!**



Name \_\_\_\_\_

## Fill in the Blanks

You can write your answers on a different piece of paper.

1. \_\_\_\_\_ invented a machine to make paper grocery bags.
2. \_\_\_\_\_ helped prove that mosquitoes carry yellow fever.
3. \_\_\_\_\_ experimented with electricity.
4. \_\_\_\_\_ invented a new way to take care of African American women's hair.
5. \_\_\_\_\_ invented the telephone.

### WORD BANK

- Benjamin Franklin
- Carlos Finlay
- Madame C.J. Walker
- Alexander Graham Bell
- Margaret Knight

Ruth Wakefield is making chocolate chip cookies. What does she do first? Put these pictures in order by writing a number below each picture.










Design a postage stamp of your favorite inventor or scientist.



Name: \_\_\_\_\_ Date: \_\_\_\_\_

**Cause and Effect****Cause:** what makes something happen**Effect:** what happened**Examples:****Cause**

It started to rain.  
Tommy kicked the ball.

**Effect**

Jenny's pants were wet.  
The ball rolled down the street.

**Practice together:****Cause**

Sarah tripped and fell down.  
Logan studied hard for his test.

**Effect**

\_\_\_\_\_  
\_\_\_\_\_

Read each sentence in the **Cause** column. Draw a line to the statement in the **Effect** column that matches.

**Cause**

1. Carlos Finlay proved that mosquitos carried yellow fever.
2. The Wright brothers invented an airplane.
3. Mattie Knight invented a machine to make paper grocery bags.
4. Alexander Graham Bell invented the telephone.


**Effect**

- A. People changed the way they traveled.
- B. People changed the way they communicated.
- C. Doctors were able to control the spread of the disease.
- D. People were able to carry more items home from stores.

Name: \_\_\_\_\_ Date: \_\_\_\_\_

## Weekly Literacy Connection

A picture caption is a sentence that goes with a picture or photograph to help explain the picture to the reader. Write a caption under each picture that would describe the person that is shown.



---

---

---

---

---

---

---

---



---

---

---

---

---



---

---

---

Name: \_\_\_\_\_

Date: \_\_\_\_\_



---

---

---

---

---

---

---

---

---

---

---

---

---

---

---

---

Name: \_\_\_\_\_ Date: \_\_\_\_\_

Fill in the circle next to the best answer.

1. We can thank \_\_\_\_\_ for accidentally inventing a chocolaty treat.

- Ⓐ Ruth Wakefield
- Ⓑ Madame C. J. Walker
- Ⓒ Alexander Graham Bell

2. Which of the following is responsible for changing the way people travel?

- Ⓐ Wright Brothers
- Ⓑ Thomas Edison
- Ⓒ Benjamin Franklin

3. Margaret Knight was only \_\_\_\_\_ years old when she started inventing things.

- Ⓐ 10
- Ⓑ 12
- Ⓒ 21

4. \_\_\_\_\_ studied space and correctly predicted a solar eclipse.

- Ⓐ Benjamin Banneker
- Ⓑ Benjamin Franklin
- Ⓒ Mattie Knight

5. Which of the following might you think of when you eat a peanut butter sandwich?

- Ⓐ Orville Wright
- Ⓑ Madame C. J. Walker
- Ⓒ George Washington Carver

6. We can thank \_\_\_\_\_ for the way we communicate with people today.

- Ⓐ Wilbur Wright
- Ⓑ Alexander Graham Bell
- Ⓒ Orville Wright

7. Look at this photograph of Thomas Edison. Which of the following did he NOT invent?



- Ⓐ bifocals
- Ⓑ phonograph
- Ⓒ light bulb

continued....

## Fill in the Blank

---

8. \_\_\_\_\_ proved that yellow fever was carried by mosquitos.
9. Benjamin Franklin invented \_\_\_\_\_, which are eyeglasses that help people see.
10. \_\_\_\_\_ is responsible for inventing a new way to care for African American women's hair.

Wayne-Westland Community Schools  
Elementary Art  
Distance Learning Lessons

Week of 6/8/20

## ELEMENTS SCAVENGER HUNT




### DIRECTIONS:

Using the information you've learned in the past about the Elements of Art, create a painting/drawing or "Found Objects" picture using at least 5 elements of art (out of 7 total).

This project could be worked on by a single student, but 2 or more students in the same household, even if they are in different grades, may work together to create the project.

### The Elements of Art



### ELEMENTS RESOURCES:

Auditory/"satisfying" Elements of Art introduction video

<https://youtu.be/iSbm21bhXVk>

Videos:

[The Elements of Art](#)

[Elements and Principles of Design](#)

[Sesame Street: Abby Cadabby teaches Josh Gad about Texture](#)

[Elements of Art song](#)

**Books:**

<https://www.storyjumper.com/book/read/40241606/The-Elements-and-Principles-of-Art-Shown#page/18>

[Spiky, Slimy, Smooth By Jane Brocket](#)

[A Line Bends..A Shape Begins by Rhonda Gowler Greene](#)

[A line can be read aloud by Lin](#)

[Swatch read aloud](#)

[Look! Look! Look!](#)

[Dreaming UP Read-Aloud](#)

**Games:**

[Highlight Zone . Games . peg + cat](#)

[Paint-A-Long . Games . peg + cat | PBS KIDS](#)

[ARTHUR | Games . Planet Pal](#)

[Tangramz!](#)

[Nature Art Box | Games | Nature Cat](#)

**We would love to see your creations! You can post photos of them to your Dojo story or email them directly to your art teacher! We miss you guys. HAVE A GREAT SUMMER!**

**Ms. Huhn** [huhnb@wwcsd.net](mailto:huhnb@wwcsd.net)

**Ms. Kurtz** [kurtzd@wwcsd.net](mailto:kurtzd@wwcsd.net)

**Mrs. Windley** [windleyA@wwcsd.net](mailto:windleyA@wwcsd.net)

**Mr. Millett** [milletts@wwcsd.net](mailto:milletts@wwcsd.net)

**Ms. Peck** [peckme@wwcsd.net](mailto:peckme@wwcsd.net)

**Mrs. Smith** [smitha@wwcsd.net](mailto:smitha@wwcsd.net)

**Mr. Wilburn** [wilburnp@wwcsd.net](mailto:wilburnp@wwcsd.net)

## **Wayne-Westland Physical Education Elementary Distance Learning Lessons**

# **Week of June 8th**

## **Move It Monday**

It's time to get up and dance! Put on your favorite music and bust out your favorite dance moves for 20 minutes today!

## **Turn It Up Tuesday**

Time to get moving! Click on the link below and get a great workout! Invite your family to join in on the fun too!

[20 Minute High Energy Workout for Kids](#)

## **Walk Around Wednesday**

Get outside and walk around your backyard, around your block or around your neighborhood. Walk at a fast pace for at least 30 minutes to get your heart pumping! Being outside and in the sun helps your body produce vitamin D which gives you energy and makes you feel better!

## **Team Spirit Thursday**

Put on your favorite school t-shirt and head outside and play! Today you're going to get on your bike, or get out your hula hoops or jump ropes. You can also design a hopscotch game with some chalk or play soccer or basketball. You can even jump on your trampoline if you have one!

## **Fun Time Friday**

Today is the last day of school! Get outside and do some water activities. Blow up some water balloons and have a water balloon toss, turn on a sprinkler, play with the hose or jump in and play in a pool, but make sure no matter what you do, make sure you're wearing sunscreen and have a great summer!

Spanish Educators are available to provide support and feedback during the following days and times each week. You can initiate contact through email and then connect further in the method of communication that works best.

Ms Garcia

Email: [garciamp@wwcsd.net](mailto:garciamp@wwcsd.net)

Tues & Wed 1:00 - 3:00

Ms. Williams

Email: [williamssd@wwcsd.net](mailto:williamssd@wwcsd.net)

Mon & Wed 10:00 - 12:00

## **Week of June 8**

Tema (Theme) - Materiales Escolares (School Supplies)

### **Vocabulario**

el lápiz-pencil

las tijeras-scissors

el pegamento-glue

el crayon-crayon

el marcador-marker

el papel-paper

el libro-book

la silla-chair

la mesa-table

la mochila-backpack

**Lunes, el 8 de junio -**

## Introducción del vocabulario (Introduction to the vocabulary)

<https://www.youtube.co/watch?v=JTIVsSAu8uc>

### Actividad (Activity)

Miran la imagen que es abajo y escribe cinco cosas que pueden ver en la imagen. Pueden mirar por las cosas que ya aprendieron como colores, animales, transportación, y materiales escolares. (Look at the image below and write five things that you can see in the image. You can look for things that you have already learned such as colors, animals, transportation, and school materials.)



**Martes**, el 9 de junio -

Repaso de las materiales escolares. (Review of school supplies.) Escuchan a la canción mochila roja. (Listen to the red backpack song)

<https://www.youtube.com/watch?v=HfcrHBfqOgo>

### Actividad (Activity)

Llena la mochila con las materiales escolares. (Fill the backpack with the school supplies.) Pueden dibujar y/o escribir los nombres de las materiales. (You can draw and or write the names of the materials.)

**Miercoles**, el 10 de junio -



Repaso de las materiales escolares (Review of school supplies)

Actividad (Activity)

Cuáles son las materiales escolares que pueden encontrar en su casa? (What are the school materials you can find in your house?)

Vayan en un búsqueda para encontrar materiales escolares. (Go on a hunt to find school supplies.)

Opción 1 (Option 1) Después pueden escribir qué encontraste. (After you can write what you have found.) Empiecen con "Encontré..... (Begin with "Encontré....

Opción 2 (Option 2) Escriben el nombre de cada cosa y toman una foto. (Take a picture of what you found and write the name of each item.)

**Jueves**, el 11 de junio -

Un día para celebrar!

Pueden mirar los videos de gato y perro. (You can watch the Cat and Dog video)

[https://www.youtube.com/watch?v=1bhlsy9p\\_TQ](https://www.youtube.com/watch?v=1bhlsy9p_TQ)

Un video para bailar. (A dancing video)

<https://www.youtube.com/watch?v=ZrGwXMBGb1g>

Un otro para bailar. (Another dancing video)

[https://www.youtube.com/watch?v=\\_3GTeMrkkHA](https://www.youtube.com/watch?v=_3GTeMrkkHA)

Cabeza, hombros, rodillas, pies. (Head, Shoulders, Knees and Toes)

<https://www.youtube.com/watch?v=nUklGzMrHQg>

Disfruten! Enjoy!

## Kdg - 2nd Grade Media Choice Board

Please choose **ONE** activity to do **per WEEK**

These can be completed in any order - Just try to complete one box a week!

We Miss you!

### Choose reading, letter, math, strategy or skills games:

<https://www.abcya.com/>

### Practice mouse skills:

<http://mousepractice.altervista.org/>

### Listen to online stories:

- <https://www.storylineonline.net/>
- <https://pbskids.org/games/reading/>
- [https://www.weareteachers.com/storytime/?utm\\_source=WAT\\_MDR&utm\\_medium=CVEnews&utm\\_campaign=WAT\\_Enews03182020](https://www.weareteachers.com/storytime/?utm_source=WAT_MDR&utm_medium=CVEnews&utm_campaign=WAT_Enews03182020)

### Practice typing skills:

- [Typingclub.com](https://www.typingclub.com) (If you cannot remember your login for typing club, just click on **get started** and choose a lesson to practice your typing skills.)
- <https://typetastic.com/>
- <https://www.typing.com/student/game/keyboard-jump>
- <https://www.typing.com/student/game/keyboard-ninja>
- <https://www.typing.com/student/game/type-a-balloon>
- [https://www.abcya.com/games/kids\\_typing\\_game](https://www.abcya.com/games/kids_typing_game)
- [https://www.abcya.com/games/cup\\_stack\\_typing\\_game](https://www.abcya.com/games/cup_stack_typing_game)

**Internet Safety:** Watch these videos on how to be safe using the internet.

- My Online Neighborhood

<https://www.youtube.com/watch?v=oPHOsCnjMU4>

- Faux Paws Adventures in the Internet

<https://www.youtube.com/watch?v=gPse7dcXwrU>

Extra Websites:

- [www.roomrecess.com](http://www.roomrecess.com)
- <https://kids.sandiegozoo.org/>
- <https://classroommagazines.scholastic.com/support/learnat-home.html>

1st and 2nd Grade:

Create a doc on any topic. Change font size, style and color. Add an image if you'd like.

Some examples...

- What is your favorite part about learning at home?
- What do you miss about school?
- Write about any special celebrations.
- Write about how you have been creative. What did you create?
- How have you helped your family?