


# Kindergarten

## June 8 - June 12



# MY 2020 COVID-19 TIME CAPSULE




BY: \_\_\_\_\_

# YOU ARE LIVING THROUGH HISTORY RIGHT NOW

TAKE A MOMENT TO FILL IN THESE PAGES FOR YOUR FUTURE SELF TO LOOK BACK ON. AND HERE ARE SOME OTHER IDEAS OF THINGS TO INCLUDE:

- |  |   |
|--|---|
| <input type="checkbox"/> SOME PHOTOS FROM THIS TIME        | <input type="checkbox"/> ANY ART WORK YOU CREATED |
| <input type="checkbox"/> A JOURNAL OF YOUR DAYS            | <input type="checkbox"/> FAMILY / PET PICTURES    |
| <input type="checkbox"/> LOCAL NEWSPAPER PAGES OR CLIPPING | <input type="checkbox"/> SPECIAL MEMORIES         |



DRAW A PICTURE OF THE PEOPLE YOU ARE SOCIAL DISTANCING WITH HERE

# ♥♥ ALL ABOUT ME ♥♥

I AM

\_\_\_\_\_  
YEARS  
OLD

I STAND

\_\_\_\_\_  
INCHES  
TALL

I WEIGH

\_\_\_\_\_  
POUNDS

SHOE SIZE

\_\_\_\_\_

## MY FAVOURITES

TOY: \_\_\_\_\_

COLOUR: \_\_\_\_\_

ANIMAL: \_\_\_\_\_

FOOD: \_\_\_\_\_

SHOW: \_\_\_\_\_

MOVIE: \_\_\_\_\_

BOOK: \_\_\_\_\_

ACTIVITY: \_\_\_\_\_

PLACE: \_\_\_\_\_

SONG: \_\_\_\_\_

## MY BEST FRIEND/S:


\_\_\_\_\_  
\_\_\_\_\_  
\_\_\_\_\_

## WHEN I GROW UP I WANT TO BE:

\_\_\_\_\_  
\_\_\_\_\_

DATE:

# HOW I'M FEELING



HOW MY FACE LOOKS



I AM MOST THANKFUL FOR

---

---

---

WORDS TO DESCRIBE HOW I FEEL:

WHAT I HAVE LEARNT MOST  
FROM THIS EXPERIENCE:

---

---

---

---

---

THE 3 THINGS I AM MOST EXCITED TO DO WHEN THIS IS OVER:

1

---

---

---

2

---

---

---

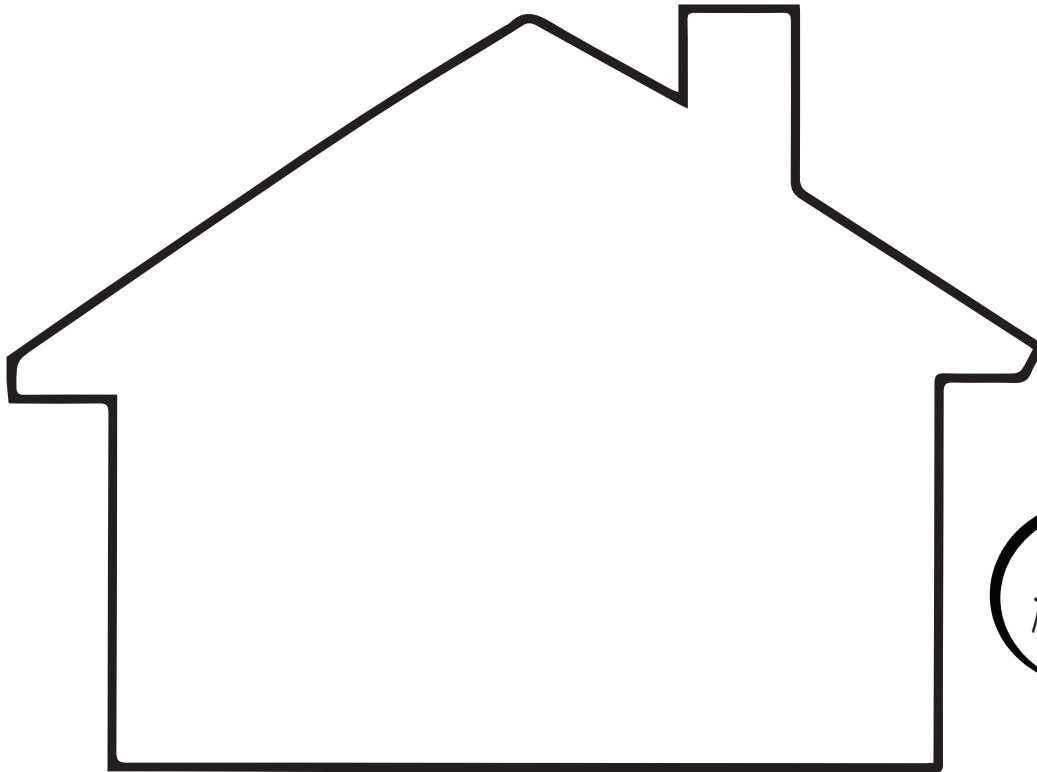
3

---

---

---

# MY COMMUNITY



COLOUR THIS HOUSE  
TO LOOK LIKE YOURS

WHERE I AM LIVING DURING THIS TIME:



WHAT THINGS ARE YOU DOING TO HELP FEEL CONNECTED/HAVE FUN  
OUTSIDE (e.g hearts in windows, chalk notes on sidewalk, etc)

---

---

---

---

---

HOW ARE YOU CONNECTING WITH OTHERS?



YOU ARE NOT STUCK AT HOME,  
YOU ARE SAFE AT HOME!



WHAT I AM DOING  
TO KEEP BUSY:

# OUR HANDPRINTS



PRINT THE HANDS OF ALL THE PEOPLE LIVING IN YOUR HOME  
(IN DIFFERENT COLOURS) AND PLACE YOUR HANDS HERE





# SPECIAL OCCASIONS

WHAT OCCASIONS DID YOU CELEBRATE DURING THIS TIME?  
WRITE THE LIST DOWN HERE AND WHAT YOU DID TO CELEBRATE  
(E.G. ST. PATRICK'S DAY, EASTER, BIRTHDAYS, ANNIVERSARIES)

EVENT	DATE	HOW YOU CELEBRATED

# LETTER TO MYSELF


DEAR,

LOVE,

# INTERVIEW YOUR PARENTS

WHAT HAS BEEN THE BIGGEST CHANGE?

HOW ARE YOU FINDING HOMESCHOOLING?



DAYS SPENT INSIDE

HOW ARE YOU FEELING?

YOUR TOP 3 MOMENTS FROM THIS EXPERIENCE:

1. \_\_\_\_\_
2. \_\_\_\_\_
3. \_\_\_\_\_

WHAT ACTIVITIES/HOBBIES HAVE YOU MOST ENJOYED DOING?

WHAT ARE YOU MOST THANKFUL FOR?

WHAT TV SHOW YOU WATCHED : \_\_\_\_\_

YOUR NEW FOUND FAVOURITE INSIDE FAMILY ACTIVITY:

\_\_\_\_\_

FAVOURITE FOOD TO BAKE: \_\_\_\_\_

FAVOURITE TIME OF DAY: \_\_\_\_\_

GOAL/S FOR AFTER THIS:

# LETTER FROM YOUR PARENTS

DEAR,

LOVE,

# Kindergarten Writing Prompts

1. My favorite season is \_ .
2. My favorite color is \_ .
3. My favorite animal is \_ because \_ .
4. My food is \_ .
5. My mom always helps me \_ .
6. I like - because \_ .
7. I want to go to \_ .
8. I love summer because \_ .
9. My favorite snack is \_ .
10. I love school because \_ .
11. If I was an animal, I would be a \_ .
12. My favorite toy is \_ .
13. Waiting can be hard. One day I had to wait for \_ .
14. I love animals because \_ .
15. My classroom is \_ .
16. I like/dislike movies because \_ .
17. I like/dislike music because \_ .
18. The best place in the world is \_ because \_ .
19. My friend \_ is \_ .
20. My favorite book is \_ .

# Kindergarten Writing Prompts

21. My favorite book is \_ .
22. I am really good at \_ .
23. I go to school so that I can \_ .
24. In Spring I can I am really good at \_ .
25. I go to school so that I can \_ .
26. This winter I will I am really good at \_ .
27. I go to school so that I can \_ .
28. If I was the teacher, I would I am really good at \_ .
29. I love to eat \_ .
30. I love it when my mom \_ .
31. I love going to the \_ .
32. Next summer I plan to \_ .
33. Tonight I am going to \_ .
34. Yesterday I \_ .
35. I'd love to go to \_ .
36. I remember when \_ .
37. In the Fall, leaves are \_ .
38. I think dogs are \_ .
39. I think cats are \_ .
40. Trains are really neat becuae \_ .

# Kindergarten Writing Prompts

41. I think my teacher is \_ .
42. If I had \$100, I would \_ .
43. I don't like it when \_ .
44. I always wanted to \_ .
45. When I grow up, I want to \_ .
46. I like writing about \_ .
47. When I write
48. Writing is fun because \_ .
49. I want to write a letter to \_ .
50. My favorite thing to write about is \_ .
51. I love to read about \_ .
52. My favorite craft was \_ .
53. If I could pick one craft supply, I would pick \_ .
54. I love to \_ .
55. I wonder what \_s are made of.
56. I'd love to make a \_ .
57. Plants are \_ .
58. What would you like to ask your teacher?
59. If I could go to the moon, I would \_ .
60. I love learning because \_ .

Name \_\_\_\_\_

Date \_\_\_\_\_

Circle 10.



circle 10



Name \_\_\_\_\_

Date \_\_\_\_\_

Count the objects in each group and write the number.



teen counting array

Name \_\_\_\_\_

Date \_\_\_\_\_



10 ones and 3 ones

10 ones and 1 one

Circle the correct numbers that describe the pictures.



10 ones and 3 ones



10 ones and 7 ones



10 ones and 8 ones




10 ones and 5 ones




10 ones and 10 ones



10 ones and 8 ones



10 ones and 4 ones



10 ones and 2 ones

**Problem 1**

5 students are putting their handprints on a poster board.  
How many fingers will show on the poster?



**Problem 2**

The light is out, and it's dark. Peter knows that he left 7 blue and green beads for his crafts on his desk. But he can't see how many are blue or how many are green in the dark! Draw a picture to show what the colors of his beads might be when he turns on the light.

## Kindergarten Addition and Subtraction Strategies

How can I solve these two problems? Try the strategies below.

### Addition like 2+3


*Use objects*



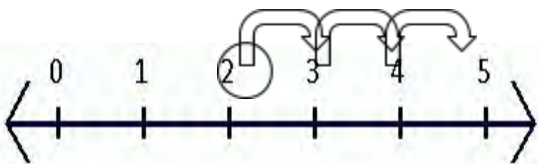
*Use pictures*



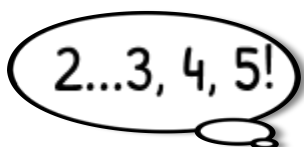
*Use fingers*




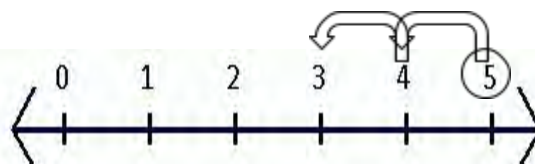
*Count on/back with a number line*



Count on/back in my head



### Subtraction like 5-2





Science  
**Studies Weekly**  
Footprints

LIFE SCIENCE / WEEK 7

GRADE

# Families



**What is a family? A family is a group of people, animals or plants that are related to each other.**

See Primary-Source  
Related Media...



[www.s-w.co/SOL-15](http://www.s-w.co/SOL-15)





# Families

Human families can be large or small. Many families include parents and their children. Children are very much like their parents, but they are not exactly the same.

Animal families can be large or small. Some fish and frogs can lay hundreds of eggs. Mice can have ten babies at a time. Seals usually have only one baby at a time.



All living things help each other survive. People need animals and plants for food and shelter. Animals use plants for food and shelter. Some animals eat other animals.



Families depend on each other. Parents take care of their children. They make sure they have food and shelter. They do their best to keep them safe.



## *Look & Learn*



Draw a line from each baby on the left to its parent on the right.



## Animal Families

Animals cannot talk, but they know their families. Can you find the other students in your animal family without talking?

### WHAT YOU NEED

pictures of animals (5 or 6 of each animal, so each student gets a picture)



### WHAT TO DO

1. Your teacher will tape a picture of an animal on your back. Don't peek!
2. Wait until everyone has a picture. Move around the room without talking. You can only use animal sounds or movements.
3. Four or five other students will have the same animal picture as you. Try to find all of the students in your animal family.

How did you find the other members of your animal family? Was it hard or easy?

Read each sentence. Circle yes if it is true. Circle no if it is not true.

1. All children are exactly like their parents.

yes

no

2. Seals usually have only one baby at a time.

yes

no

Name: \_\_\_\_\_ Date: \_\_\_\_\_

Science Kindergarten Studies Weekly

Week 7, Life Science

Fill in the sentence with the correct word.

can  
and  
take

not  
in

1. Families \_\_\_\_\_ be large or small.

2. Families need food \_\_\_\_\_ shelter.

3. Parents \_\_\_\_\_ care of their children.

4. Children are \_\_\_\_\_ exactly like their parents.

5. How many people are \_\_\_\_\_ your family?





Kindergarten

FOURTH QUARTER • WEEK 21

# Studies Weekly<sup>TM</sup>

GRADE



Scan this  
to earn points!



## Rights and Responsibilities

Americans believe that everyone has rights. Americans believe that everyone has responsibilities. What are your rights? What are your responsibilities?



# *Rights and Responsibilities*



**At school, you have the right to learn. You have the responsibility to listen and do your best.**

**At school, you have the right to be safe. You have the responsibility to follow the rules and not to hurt others.**



**Do you know the Golden Rule? The Golden Rule says to treat others the way you want to be treated.**

These standards are representative of common kindergarten social studies curriculum standards. Please use them as a guideline to determine which of your state's standards are addressed. You may view a detailed correlation of your state's social studies standards with this publication at [studiesweekly.com](http://studiesweekly.com).

- Explain the purpose and necessity of rules and laws at home, school, and community.
- Demonstrate the characteristics of being a good citizen.

- Explain that maps and globes help to locate different places and that globes are a model of Earth.





At home, you have the right to have some fun. You have the responsibility to do your chores.



At home, you have the right to be safe. You have the responsibility to be careful and follow the rules.



In Jamaica, most children follow strict rules. They speak to their parents and other adults with respect. Boys and girls usually call all adults "sir" or "ma'am."



Name \_\_\_\_\_

Listen and follow along while your teacher reads each sentence. If the sentence tells something that is correct, circle **yes**. If the sentence tells something that is not correct, circle **no**.

1. Americans believe that no one has rights.

**yes**

**no**

3. The Golden Rule says to treat everyone the way you want to be treated.

**yes**

**no**

2. At school, you have the right to learn.

**yes**

**no**

This map looks like one side of a globe. A globe is a model of Earth. Circle Jamaica on the map.



Draw a picture of a time when you followed the Golden Rule.



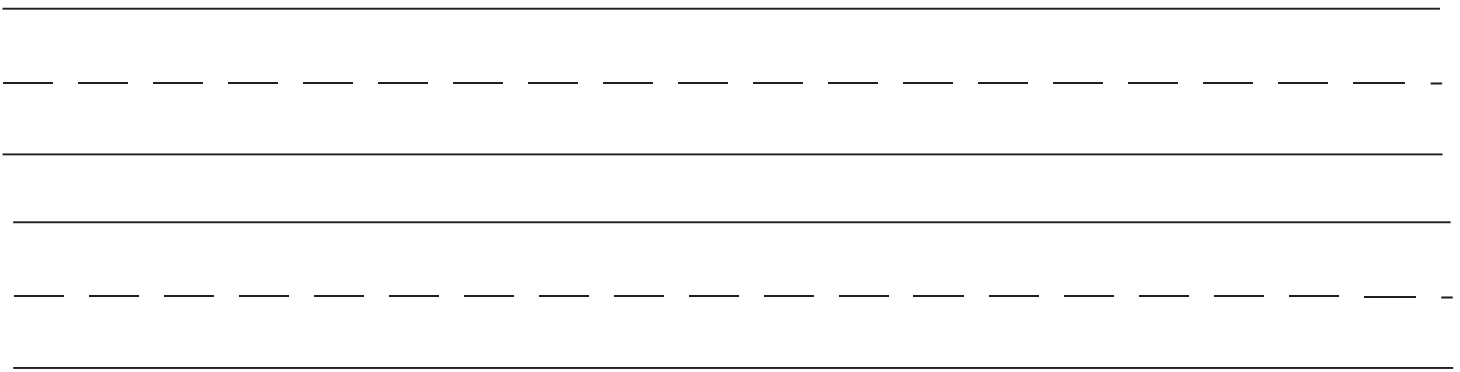
**Name:** \_\_\_\_\_

### **The Golden Rule**

You should always treat others the way you want to be treated. Draw a picture of how you follow the Golden Rule.



I follow the Golden Rule when I



Name: \_\_\_\_\_

## Weekly Literacy Connection

Does this picture show the Golden Rule? Write yes or no on the line.

1.




---

---

---

Use the words to complete the sentences.

**chores**      **safe**

2. You have the right to be \_\_\_\_\_.

3. You have the responsibility to do your \_\_\_\_\_.

Read the sentence. Circle the best answer.

4. Americans believe that everyone has \_\_\_\_\_ and responsibilities.

**jobs**      **rights**

Write the answer on the line.

5. At home, you have the right to \_\_\_\_\_  
have fun and the responsibility to \_\_\_\_\_  
do your \_\_\_\_\_.



Name: \_\_\_\_\_

**Circle Jamaica on the map.**

---

1.



**Fill in the circle next to the best answer.**

---

2. At school, you have the right to \_\_\_\_\_.

- Ⓐ learn
- Ⓑ play

3. At school, you have the responsibility to \_\_\_\_\_.

- Ⓐ play
- Ⓑ follow the rules

**Write your answer on the line.**

---

4. To treat others the way you want to be treated is called the

---

---

---

---

---

Wayne-Westland Community Schools  
Elementary Art  
Distance Learning Lessons

Week of 6/8/20

## ELEMENTS SCAVENGER HUNT




### DIRECTIONS:

Using the information you've learned in the past about the Elements of Art, create a painting/drawing or "Found Objects" picture using at least 5 elements of art (out of 7 total).

This project could be worked on by a single student, but 2 or more students in the same household, even if they are in different grades, may work together to create the project.

### The Elements of Art



### ELEMENTS RESOURCES:

Auditory/“satisfying” Elements of Art introduction video

<https://youtu.be/iSbm21bhXVk>

Videos:

[The Elements of Art](#)

[Elements and Principles of Design](#)

[Sesame Street: Abby Cadabby teaches Josh Gad about Texture](#)

[Elements of Art song](#)

**Books:**

<https://www.storyjumper.com/book/read/40241606/The-Elements-and-Principles-of-Art-Shown#page/18>

[Spiky, Slimy, Smooth By Jane Brocket](#)

[A Line Bends..A Shape Begins by Rhonda Gowler Greene](#)

[A line can be read aloud by Lin](#)

[Swatch read aloud](#)

[Look! Look! Look!](#)

[Dreaming UP Read-Aloud](#)

**Games:**

[Highlight Zone . Games . peg + cat](#)

[Paint-A-Long . Games . peg + cat | PBS KIDS](#)

[ARTHUR | Games . Planet Pal](#)

[Tangramz!](#)

[Nature Art Box | Games | Nature Cat](#)

**We would love to see your creations! You can post photos of them to your Dojo story or email them directly to your art teacher! We miss you guys. HAVE A GREAT SUMMER!**

**Ms. Huhn** [huhnb@wwcsd.net](mailto:huhnb@wwcsd.net)

**Ms. Kurtz** [kurtzd@wwcsd.net](mailto:kurtzd@wwcsd.net)

**Mrs. Windley** [windleyA@wwcsd.net](mailto:windleyA@wwcsd.net)

**Mr. Millett** [milletts@wwcsd.net](mailto:milletts@wwcsd.net)

**Ms. Peck** [peckme@wwcsd.net](mailto:peckme@wwcsd.net)

**Mrs. Smith** [smitha@wwcsd.net](mailto:smitha@wwcsd.net)

**Mr. Wilburn** [wilburnp@wwcsd.net](mailto:wilburnp@wwcsd.net)

## **Wayne-Westland Physical Education Elementary Distance Learning Lessons**

# **Week of June 8th**

## **Move It Monday**

It's time to get up and dance! Put on your favorite music and bust out your favorite dance moves for 20 minutes today!

## **Turn It Up Tuesday**

Time to get moving! Click on the link below and get a great workout! Invite your family to join in on the fun too!

[20 Minute High Energy Workout for Kids](#)

## **Walk Around Wednesday**

Get outside and walk around your backyard, around your block or around your neighborhood. Walk at a fast pace for at least 30 minutes to get your heart pumping! Being outside and in the sun helps your body produce vitamin D which gives you energy and makes you feel better!

## **Team Spirit Thursday**

Put on your favorite school t-shirt and head outside and play! Today you're going to get on your bike, or get out your hula hoops or jump ropes. You can also design a hopscotch game with some chalk or play soccer or basketball. You can even jump on your trampoline if you have one!

## **Fun Time Friday**

Today is the last day of school! Get outside and do some water activities. Blow up some water balloons and have a water balloon toss, turn on a sprinkler, play with the hose or jump in and play in a pool, but make sure no matter what you do, make sure you're wearing sunscreen and have a great summer!

Spanish Educators are available to provide support and feedback during the following days and times each week. You can initiate contact through email and then connect further in the method of communication that works best.

Ms Garcia

Email: [garciamp@wwcsd.net](mailto:garciamp@wwcsd.net)

Tues & Wed 1:00 - 3:00

Ms. Williams

Email: [williamssd@wwcsd.net](mailto:williamssd@wwcsd.net)

Mon & Wed 10:00 - 12:00

## **Week of June 8**

Tema (Theme) - Materiales Escolares (School Supplies)

### **Vocabulario**

el lápiz-pencil

las tijeras-scissors

el pegamento-glue

el crayon-crayon

el marcador-marker

el papel-paper

el libro-book

la silla-chair

la mesa-table

la mochila-backpack

**Lunes, el 8 de junio -**



## Introducción del vocabulario (Introduction to the vocabulary)

<https://www.youtube.co/watch?v=JTIVsSAu8uc>

### Actividad (Activity)

Miran la imagen que es abajo y escribe cinco cosas que pueden ver en la imagen. Pueden mirar por las cosas que ya aprendieron como colores, animales, transportación, y materiales escolares. (Look at the image below and write five things that you can see in the image. You can look for things that you have already learned such as colors, animals, transportation, and school materials.)



**Martes**, el 9 de junio -

Repaso de las materiales escolares. (Review of school supplies.) Escuchan a la canción mochila roja. (Listen to the red backpack song)

<https://www.youtube.com/watch?v=HfcrHBfqOgo>

### Actividad (Activity)

Llena la mochila con las materiales escolares. (Fill the backpack with the school supplies.) Pueden dibujar y/o escribir los nombres de las materiales. (You can draw and or write the names of the materials.)



**Miercoles**, el 10 de junio -



Repaso de las materiales escolares (Review of school supplies)

Actividad (Activity)

Cuáles son las materiales escolares que pueden encontrar en su casa? (What are the school materials you can find in your house?)

Vayan en un búsqueda para encontrar materiales escolares. (Go on a hunt to find school supplies.)

Opción 1 (Option 1) Después pueden escribir qué encontraste. (After you can write what you have found.) Empiecen con "Encontré..... (Begin with "Encontré....

Opción 2 (Option 2) Escriben el nombre de cada cosa y toman una foto. (Take a picture of what you found and write the name of each item.)

**Jueves**, el 11 de junio -

Un día para celebrar!

Pueden mirar los videos de gato y perro. (You can watch the Cat and Dog video)

[https://www.youtube.com/watch?v=1bhlsy9p\\_TQ](https://www.youtube.com/watch?v=1bhlsy9p_TQ)

Un video para bailar. (A dancing video)

<https://www.youtube.com/watch?v=ZrGwXMbGb1g>

Un otro para bailar. (Another dancing video)

[https://www.youtube.com/watch?v=\\_3GTeMrkkHA](https://www.youtube.com/watch?v=_3GTeMrkkHA)

Cabeza, hombros, rodillas, pies. (Head, Shoulders, Knees and Toes)

<https://www.youtube.com/watch?v=nUklGzMrHQg>

Disfruten! Enjoy!

## Kdg - 2nd Grade Media Choice Board

Please choose **ONE** activity to do **per WEEK**

These can be completed in any order - Just try to complete one box a week!

We Miss you!

### Choose reading, letter, math, strategy or skills games:

<https://www.abcya.com/>

### Practice mouse skills:

<http://mousepractice.altervista.org/>

### Listen to online stories:

- <https://www.storylineonline.net/>
- <https://pbskids.org/games/reading/>
- [https://www.weareteachers.com/storytime/?utm\\_source=WAT\\_MDR&utm\\_medium=CVEnews&utm\\_campaign=WAT\\_Enews03182020](https://www.weareteachers.com/storytime/?utm_source=WAT_MDR&utm_medium=CVEnews&utm_campaign=WAT_Enews03182020)

### Practice typing skills:

- [Typingclub.com](https://www.typingclub.com) (If you cannot remember your login for typing club, just click on **get started** and choose a lesson to practice your typing skills.)
- <https://typetastic.com/>
- <https://www.typing.com/student/game/keyboard-jump>
- <https://www.typing.com/student/game/keyboard-ninja>
- <https://www.typing.com/student/game/type-a-balloon>
- [https://www.abcya.com/games/kids\\_typing\\_game](https://www.abcya.com/games/kids_typing_game)
- [https://www.abcya.com/games/cup\\_stack\\_typing\\_game](https://www.abcya.com/games/cup_stack_typing_game)

**Internet Safety:** Watch these videos on how to be safe using the internet.

- My Online Neighborhood

<https://www.youtube.com/watch?v=oPHOsCnjMU4>

- Faux Paws Adventures in the Internet

<https://www.youtube.com/watch?v=gPse7dcXwrU>

Extra Websites:

- [www.roomrecess.com](http://www.roomrecess.com)
- <https://kids.sandiegozoo.org/>
- <https://classroommagazines.scholastic.com/support/learnat home.html>

1st and 2nd Grade:

Create a doc on any topic. Change font size, style and color. Add an image if you'd like.

Some examples...

- What is your favorite part about learning at home?
- What do you miss about school?
- Write about any special celebrations.
- Write about how you have been creative. What did you create?
- How have you helped your family?